MASONS

Designed Smart, Built Tough.

Commercial Catalogue

TRADE ISSUE | VOLUME 2

Systems P.2

Building Products P.16

E2 Flashings P.26

Temporary Surface Protection P.28

Access Panels & Vents P.29

Roofing P.32

Brick Essentials P.40

PrimeTherm ERS PIR Insulation Board P.43

The Masons Story

We're Masons – a New Zealand owned family business that's been part of the building industry for more than 25 years. We develop products and systems that help buildings perform at their best.

Masons was built from practical experience. Trent Mason learned the trade in a bricklaying family, where doing the job properly mattered – a mindset Masons still brings to the building site today.

We focus on the complete building envelope: wraps, air barriers, fixings, tapes, cladding elements – everything works better when it works as a system. Our goal is to reduce risk and remove guesswork so buildings perform the way they should.

Over the years we've become known as trusted problem-solvers – the people you call when you want something explained clearly, when you need to understand how components connect, or simply want confidence you're making the right call.

OVER 25 YEARS IN THE INDUSTRY
We understand the building sector

WE BACK OUR PRODUCTS
Support is only a phone call away

COMPLIANCE
Testing literature reviewed by professionals

MASONS REPS
A team of experts nationwide

For more information on any Masons product, visit mpb.co.nz or call 0800 522 533 to speak with one of the team.

Legal Notes
The information, and, in particular, the recommendations relating to the application and use of Masons products are given in good faith based on Masons current knowledge and experience of the products when properly stored, handled and applied under normal conditions in accordance with Masons recommendations. In practice, the differences in materials, substrates and actual site conditions are such that no warranty in respect of merchantability or of fitness for a particular purpose, nor any liability arising out of any legal relationship whatsoever, can be inferred either from this information, or from any written recommendations, or from any other advice offered. The user of the product must test the product's suitability for the intended application and purpose. Masons reserves the right to change the properties of its products. The proprietary rights of third parties must be observed. All orders are accepted subject to our current terms of sale and delivery. Users must always refer to the most recent issue of the local Product Data Sheet for the product concerned. Copies are available on our website **mpb.co.nz**

SYSTEMS

Enviro AAC Exterior Cladding System 2
Enviro AAC Floor System 5
Enviro AAC Intertenancy Wall System 8
UNI Flexible Air Barrier System 12

BUILDING PRODUCTS

Barricade FR 16
40 Below Flashing Tapes 18
Barricade WD 20
Hydro 21
Penetration Seals 22
WrapStrap 23
Ventilated Cavity Wall Battens 23
Dry Fix 24
PEF Rod 25

E2 FLASHINGS

E2 Flashings 26
Fibre Cement Sheet Jointers 27

TEMPORARY SURFACE PROTECTION

Floor Guard 28

ACCESS PANELS AND VENTS

Access Panels 29
Vents, Grilles and Ducts 30

ROOFING

Passive Roof Ventilation System 32
Insul-Baffle 33
Ventilated Roof Battens 34
Roof Vents 34
VHP Roof Underlay 35
White-Faced Foil 38
Roof Boot Flashings 39

BRICK ESSENTIALS

BrickTies 40
Q-Ties 41
T-Ties 41
Brick and Blocklock 42

PRIMETHERM ERS PIR INSULATION BOARD

PrimeTherm ERS PIR Insulation Board 43
Concrete Underslab Insulation 48
Concrete Slab Edge Insulation 49
Warm Ceiling Insulation 50
Warm Roof Insulation 52
Concrete Masonry Insulation 54
Warm Wall Interior Insulation 55
Warm Wall Exterior Insulation 56
Warm Floor Insulation - Composite Steel & Concrete 57
Warm Floor Insulation - Light Timber Frame 58

Enviro™ AAC Exterior Cladding System

Strong and lightweight with superior noise reduction

Masons Enviro cladding system is comprised of 50mm Enviro AAC panels mortared together and screwed to the building frame over cavity battens. Enviro uPVC flashing weatherproofs the joinery openings and provide air flow and drainage to cavity whilst excluding vermin.

Over this solid and weather proofed substrate, several layers of Masons Enviro plaster - render reinforced with synthetic mesh are applied, before finishing with layers of high build acrylic paint.

The result is a beautiful and timeless look of traditional rendered masonry, combined with the performance of light weight concrete panel, protected by the drained cavity and well proven flashings.

Enviro panels are autoclaved aerated concrete (AAC), with steel reinforcing through the centre. Air cells in the concrete absorb and reduce noise, making interior spaces quieter to live and work in. With its high thermal mass, Enviro helps keep buildings cool in summer and warm in winter.

Panel dimensions: 2200mm x 600mm

Thickness: 50mm

CodeMark
CMNZ70092

TYPICAL APPLICATIONS

Residential, multi-unit residential, and light commercial builds.

BENEFITS OF THE ENVIRO PANEL CLADDING SYSTEM

WEIGHT

A strong, lightweight cladding system

With a working density of 650 kg/m³, Enviro panels are about one-fourth the density of concrete, whilst retaining 50% of typical concrete strength. Panels are easy to cut and quick to install for cost-effective cavity-based construction. The Enviro cladding system is suitable for all seismic and wind loadings around New Zealand when installed in accordance with the manufacturer's instructions.

ACOUSTICS

Superior noise reduction

Enviro panels are effective at absorbing noise, attaining an STL of 33dB for 1000Hz. The porous structure, combined with the panel's mass, dampens mechanical vibration energy and sound, assisting with acoustic privacy and quiet spaces inside homes and offices.

THERMAL

Suitable for NZ's climate

The porous structure of Enviro provides an R-value of R .416, superior to that of some other masonry substrates. Although this must be derated by .45 for the cavity air gap, this rating helps the designer achieve a higher wall thermal performance, making the system suitable for New Zealand climate zones from the warm north to the cool south.

CLEAN AIR

Low environmental impact

Enviro panels are extremely energy-efficient in production, with no pollutants created during manufacturing. The inert material is non-hazardous and does not emit harmful gases or vapours. All waste product at point of manufacture is recycled back into the production process. Mineral plaster at a thickness of 1–3mm is applied after panel installation.

WATER MANAGEMENT

Flashing and cavity systems

To prevent water from entering, the Enviro Panel Cladding System comes with a complete flashing system for windows and doors. If water should penetrate, Enviro has a ventilated cavity system to allow moisture to dry out and weep holes for water to drain out.

MATERIAL PROPERTIES

Working density with steel	650kg/m³
Compressive strength	4.0 Mpa
Structural properties	> 800 N – 1750 N as tested
Dry shrinkage value	0.8mm/m
Water absorption (by volume)	Up to 24–35%
Thermal conductivity	0.12 w/mk or R .416 (50mm Enviro), reduce by .45 for ventilated cavity – air gap
Sound transmission loss (STL)	33dB for 1000Hz
Fire	Grade A1 Non-combustible GB 8624-2006

PLASTER FINISHES

MINERAL OR ACRYLIC PLASTER?

Mineral plaster is very traditional, typically 2-3 thin layers is skilfully built up before a texture – finishing plaster coat is applied, polish floated off or sponged up – your choice.

Enviro mineral plasters are always coated with a lime stop sealer coat followed by two high build premium acrylic paint coats*.

Mineral plaster is an affordable and beautiful choice.

Acrylic plasters or renders use modern polymer technology resulting to create flexible and water-resistant plasters.

Masons FLX render is typically applied in 2 coats reinforced with mesh, before a pre tinted finishing or texture coat is applied. Finally, one heavy, or two regular coats of high build premium acrylic paint coat is carefully applied*.

Using **Masons FLX** will cost more, but the superior crack and water resistance of FLX are well worth it. Recommended where regular maintenance is difficult or costly (scaffold).

*Paint colours used should have a light reflective value of 25 or higher (lighter).

All Masons Enviro panel and plaster systems are reinforced with synthetic mesh.

Paint should be premium high build elastomeric acrylic paint.

The Masons Enviro panel and plaster cladding system is applied by skilled LPB plasterers and is covered by a 15 year materials warranty. The applicator covers their workmanship for 5 years.

The Masons Enviro cladding system has a CodeMark certificate of conformity.

This demonstrates compliance with the NZ building code and commitment to quality via the MBIE administered CodeMark scheme.



Component	Masons Code
50mm Enviro AAC Panel 2200mm x 600mm	ENVPAN

Enviro™ AAC Floor System

A strong, quiet and thermally comfortable flooring system

A solid yet lightweight floor panel, Enviro provides a solid, premium feeling underfoot. Compared with timber-based flooring products, Enviro helps create quieter and thermally comfortable interiors.

Enviro panels are autoclaved aerated concrete (AAC), with steel reinforcing through the centre. Air cells in the concrete absorb and reduce noise, making interior spaces far quieter to live and work in when compared with timber-based alternatives. With its high thermal mass, Enviro helps balance indoor temperatures, absorbing heat and then releasing it as a building cools down.

Panel dimensions: 2200mm x 600mm

Thickness: 75mm

Working Density: 650kg/m³, about ¼ that of 'standard' concrete*

*'Standard' concrete estimated at 2400 KG per m³ for comparison purposes.

TYPICAL APPLICATIONS

Residential and light commercial builds.

BENEFITS OF THE ENVIRO AAC PANEL FLOOR SYSTEM

WEIGHT

Strong and lightweight

Enviro has many of the features of a solid concrete floor, but without the weight for handling or loads on the structure. With a working density of 650kg/m³, it's approximately one-fourth of the weight of concrete, while retaining 50% of its strength. Fitted over timber or steel joists, the span tables offer KPA floor load solutions for homes and offices. Self-levelling floor topping may be used to complete the installation or when the floor covering requires it.

EFFICIENT

Simple to install

The Enviro Panel Floor System can be installed quickly and efficiently by screwing and glue-fixing each panel to the floor framing, using galvanised bugle screws for timber framing or dual-grip hex-head screws for steel framing. Panels are then mortared together with Masons Enviro ACC glue mortar or bonded with construction adhesive, creating a continuous lightweight masonry floor. The panel sizes may require a slightly different joist set-out than timber-based products to enjoy the full benefits of the system.

ACOUSTICS

Reducing sound between floors

Enviro panels are effective at absorbing noise and reducing sound transmission between floors, with an STL rating of 35dB for 1000Hz. The porous structure provides sound absorption, along with mechanical vibration energy dampening to reduce sound travel between rooms.

THERMAL

Suitable for the local climate

The porous structure of Enviro ACC panels gives a superior R-value rating compared to some other masonry substrates. This means AAC panels provide a good level of thermal mass, helping to even out temperature fluctuations.

CLEAN

Low environmental impact

The Enviro Panel Floor System is energy-efficient, with no harmful pollutants produced during manufacturing. Its inert material is non-hazardous and does not emit harmful gases or vapours. All waste product at point of manufacture is recycled back into the production process.

MATERIAL PROPERTIES

Working density with steel	>650 kg/m³
Compressive strength	4.0 Mpa
Structural properties	>1750 N
Dry shrinkage value	0.3-0.5mm/m
Water absorption (by volume)	Up to 24–35%
Thermal conductivity	0.12 w/mk or R .625 (75mm)
Sound transmission loss (STL)	35dB for 1000Hz (see STC chart)
Fire properties	Non-combustible

Note: Masons Enviro Panel Floor System has not been tested or rated as an intertenancy fire solution.

SOUND PERFORMANCE

Estimated performance of 75mm Enviro AAC panel with various mid-floor assemblies

STC	sound transmission class	a minimum of 55 is required by the NZ Building Code
IIC	impact insulation class	a minimum of 55 is required by the NZ Building Code

The designer's material choices and floor section design make a large contribution to a quiet floor between stories or tenancies. It is best to design to exceed the required minimums as acoustic performance can sometimes be derated in situ.

Enviro 75mm panels over 240mm timber joists IIC 73 STC 56
Cut pile carpet (12mm)
Chip foam underlay (8mm)
75mm Enviro AAC Panel
75mm thick absorptive blanket in cavity
240mm timber joists
Resilient mounts (e.g., GIB Rondo with ST001 Acoustic mount) and furring channels10mm thick standard plasterboard

75mm Enviro – 240mm IIC 43 STC 55
Timber joists – no floor covering – now ceiling separation or additional mass.
No floor covering
75mm Enviro AAC Panel
75mm thick absorptive blanket in cavity
240mm timber joists
Resilient mounts (e.g., GIB Rondo with ST001 Acoustic mount) and furring channels
10mm thick standard plasterboard

DESIGN NOTES

Additional material selection is required to achieve IIC. Adding mass and separation to the ceiling such as double layers of Gib or suspending the ceiling using a proprietary ceiling mount system, correct use of acoustic sealant and/or addition of a sound-absorbing insulation in the floor cavity will be required. Selection of an acoustic underlay for hard flooring may also be helpful.

SEE THE MASONS WEBSITE FOR THE FOLLOWING RESOURCES:

- Enviro Floor Design and Installation Guide
- Design and Specification Guidance
- CAD drawings/standard details
- A take-off service
- A PS1

INSTALLATION

The Enviro AAC Panel Floor System may be readily installed by building teams or plaster and panel contractors at the client's discretion. **

** Installation should be supervised by an LPB builder or plasterer

Component	Masons Code
75mm Enviro AAC Panel Flooring 2200mm x 600mm	ENVPANFLOOR

Enviro™ AAC Intertenancy Wall System

Acoustic, fire-rated wall system

EXCEEDS CODE
Effective fire and sound separation

SIMPLE
Easy to use, flexible and fast

FAST
Designed for buildability

The Masons Intertenancy Wall System is based on our Enviro AAC (autoclaved aerated concrete) panels – a dense yet lightweight material with proven acoustic and fire-resistant performance.

The system is easy to work with, giving builders workflow flexibility and construction efficiencies. It is fully NZBC compliant for both fire resistance (FRR) and sound transmission (STC).

It is manufactured from cement, sand, lime and water which is aerated with an expanding agent. Soft blocks are moulded from the mixture and then sliced into the required panel size and cured in a steam pressure autoclave for up to 12 hours.

RELIABLE MATERIALS

The Enviro™ AAC panel

The Masons Enviro AAC Intertenancy Wall System is a secondary building element, based on Masons Enviro AAC panel – a 50 mm thick panel.

pass PRODUCT ASSURANCE SUPPLIER STATEMENT thebuildingbusiness.co.nz/pass

CodeMark
CMNZ70179

TYPICAL APPLICATIONS

Multi-unit residential, terrace houses, apartments, aged-care facilities and light commercial builds.

Enviro AAC Intertenancy Wall System

FRR 120/120/120 timber frame, -/90/90 for light steel frame.

STC 64Db

OVER ALL DIMENSIONS

290mm = 10mm Plaster Board

296mm = 13mm Plaster Board

NOTE

50mm Enviro panels are supported at each end by double studs 2/90x45mm SG8 timber, or /76 x 0.75 BMT Galv steel.

Intermediate framing as required to support wall lining.

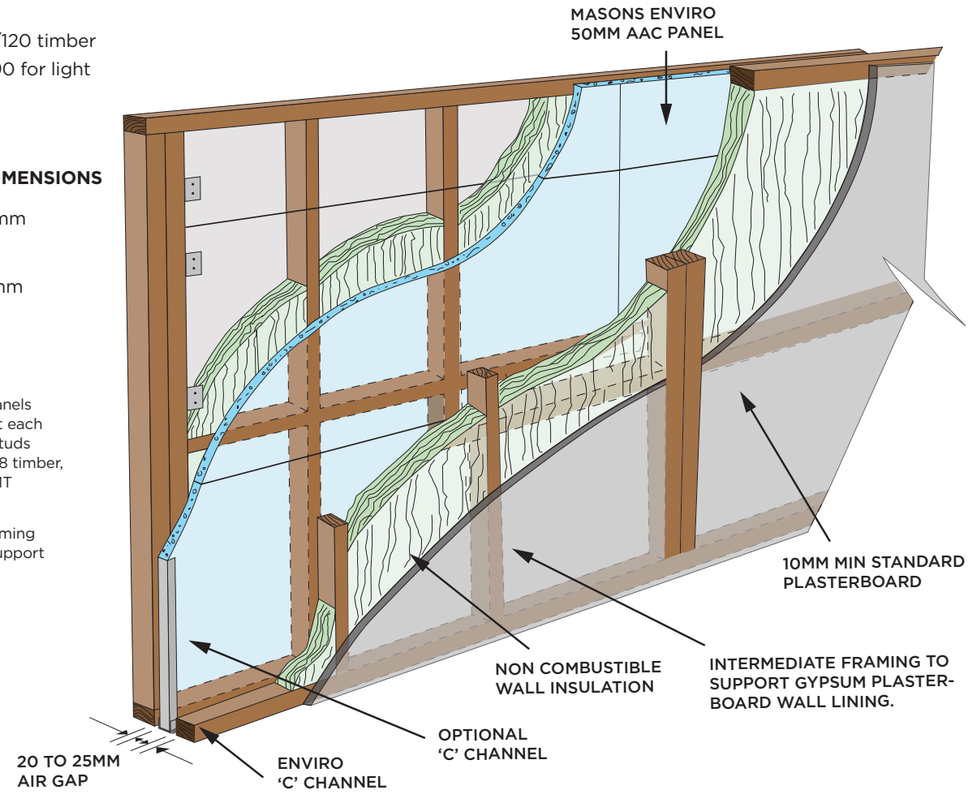

10MM ANGLE FILLET OF SOUDAL FIRECRYL

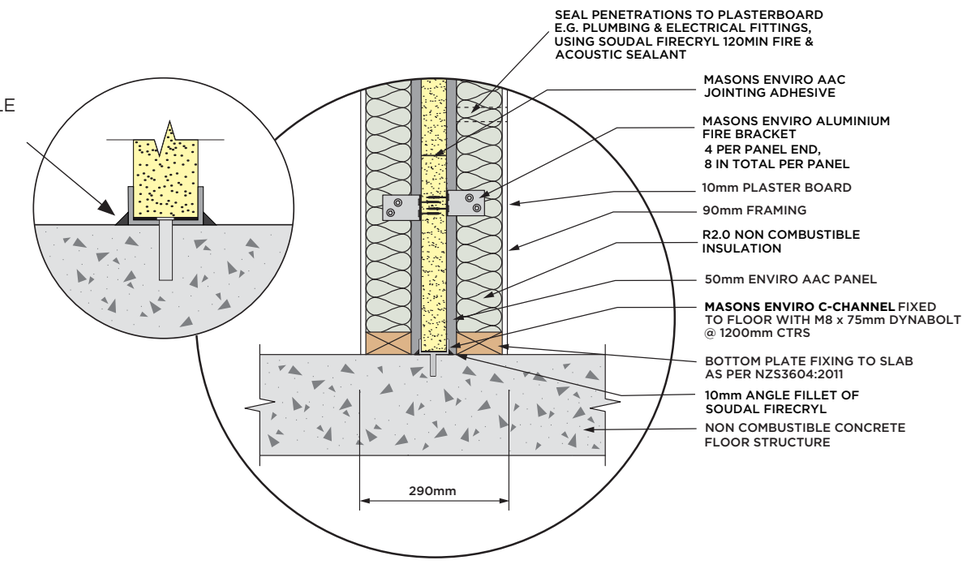

EXCEEDS MIN REQUIREMENTS

Fully FRR and STC compliant

This system meets and/or exceeds the New Zealand Building Code's minimum requirements for both fire resistance rating and sound transmission class. It scored a rating of 120/120/120* for walls up to 10m high. Acoustic engineers Marshall Day reported a lab performance of 64 dB – higher than the minimum STC requirement of 55 dB for intertenancy walls.

Structures or building elements with a fire resistance rating are intended to separate people in the building from fire and allow time for a safe escape.

SIMPLE

Easy to use, flexible and fast

The Masons system is construction friendly and designed for simplicity and flexibility. As few as two builders can install the system, and installation can be flowed around other work on-site. No weather protection is needed for the AAC panels when work stops, making on-site storage simple. The horizontal stack construction minimises cutting and waste.

Masons Intertenancy Wall has a FRR of 120/120/120* making it suitable for a variety of building uses including where more time is needed for safer fire evacuation.

A higher FRR will more effectively retard fire allowing fire fighters more time to attend and effect less damage to adjacent tenancies.

FAST

Designed for buildability

The system can be installed up to three stories continuously, without interruption, and there is often no need for extra accessories or fiddly work at mid-floors junctions. Services can be run down the framing on either side of the AAC panels, and materials be carried in smaller parts when site access is difficult.** The ACC system is easier for everyone on the job.

* FRR performance for light steel framing is lower FRR -/90/90

**Penetrations to the Masons Intertenancy Wall System: fire and acoustic must be engineered for fire rating and to preserve acoustic performance and installed by suitably qualified persons.

THE 'KIT OF PARTS' MAKING UP THE MASONS INTERTENANCY WALL SYSTEM

COMPONENTS SUPPLIED BY MASONS

Enviro™ 50mm AAC Panel and Enviro™ C Channel and Fire Brackets	
ENVPAN	50mm Enviro AAC Panel 2200mm x 600mm
CCHANNEL	Galvanised Steel C-Channel 3048mm long (35x51x35)
RANGLEBKT	Aluminium Bracket 75mm x 45mm x 50mm
Fixings	
WAFERHEADSCREW35	2 x 10G x 35mm Type 17 Wafer head fully threaded Galvanised or SS Screw
	2 x 10G SDM Wafer head Galvanised or SS
Fire seal void filler	
MINWOOL50	Mineral Wool Insulation 50mm x 1200mm x 600mm
Fire and acoustic sealer	
FIRECRYL310	Firecryl Sealant Acrylic Sealant 310ml White
FIRECRYL310	Firecryl Sealant Acrylic Sealant 600ml Grey
Panel mortar	
PBEJG25kg	Enviro Panel Jointing Glue 25kg

COMPONENTS SUPPLIED BY OTHERS

Wall insulation
Non combustible insulation such as glass fibre batts of equivalent R2.0 minimum
Framing
Structural framing - Double - 2/90 x 45mm SG8 timber studs at 2.2 m centres or double - 2/76mm x 0.75BMT steel studs
Intermediate framing - as required to support gypsum board wall lining
Cold Galv spray to seal cut ends of steel reinforcing in Enviro panel
C Channel fastener
M8 x 75mm Dyna Bolts

PERFORMANCE

Secondary Building Elements designed to separate and protect people from the effects of fire typically require an FRR of -/30/30 or -/60/60.

Sound Transmission Class (STC) is a measure of permissible sound transmission between adjoining tenancies through a vertical wall. An STC of 55 is the minimum. The higher the STC the less the sound transmission.

The Masons Intertenancy Wall system has a Fire Resistance Rating of 120/120/120 for timber frame and -/90/90 for light steel frame with an estimated laboratory acoustic Sound Transmission Class (STC) performance of 64 dB. Masons Enviro Aluminium fire brackets on both sides of the Enviro 50mm AAC panel connect to the framing. As the Enviro Fire brackets on the fire attack side melt, the Enviro panel is disconnected from the collapsing structure and is supported by the Fire Brackets and the structure on the side insulated and protected of the Intertenancy wall.

The support framing of the Masons Enviro 50mm AAC Intertenancy wall framing as per the details provided has been reviewed and designed for post fire stability. Refer to Enviro 50mm AAC Intertenancy wall details

The loads and details for stair wells and mid-floor junctions adjacent to the Enviro Intertenancy wall should be checked and designed by the building designers.

The building designers or structural engineer should also check the Intertenancy wall framing meets the required framing loads and bracing requirements for the building.

COMPLIANCE

If designed, installed and maintained in accordance with all Masons NZ Ltd requirements, the Masons Intertenancy Wall system will comply with or contribute to compliance with the following:

B1 STRUCTURE: Performance Clauses B1.3.1, B1.3.2, B1.3.3 (a, f), B1.3.4

B2 DURABILITY: Performance Clauses B2.3.1(a), B2.3.2

C3 FIRE AFFECTING AREAS BEYOND THE FIRE SOURCE: Performance Clauses C3.4(a), C3.6

C4 MOVEMENT TO PLACE OF SAFETY: Performance Clauses C4.3 (contributes to)

C6 STRUCTURAL STABILITY: Performance Clauses C6.2, C6.4

F2 HAZARDOUS BUILDING MATERIALS: Performance Clauses F2.3.1

G6 AIRBORNE AND IMPACT SOUND: Performance Clauses G6.3.1

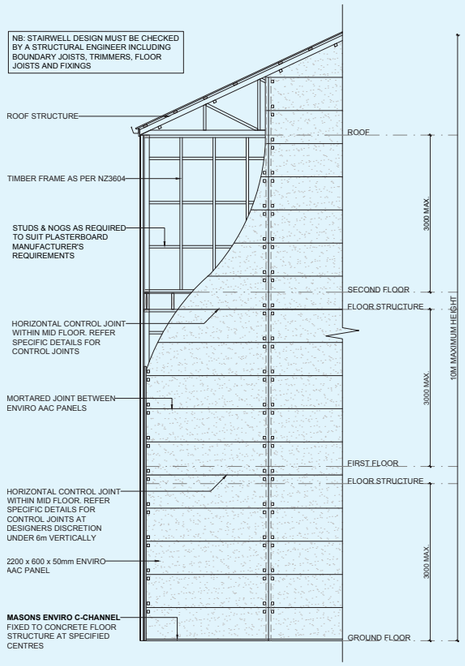

Refer to the Enviro 50mm Intertenancy wall details and installation instructions.

UNI™ Flexible Air Barrier System

UNI PLUS & UNI PRO

STAY ON TRACK WITH YOUR BUILD If cladding is delayed

UP TO 150 DAYS

TEMPORARY WEATHER AND UV PROTECTION
For up to 90 days (UNI PLUS) or 150 days (UNI PRO)

QUICK AND EASY TO INSTALL
Full Masons support with videos and training

KEEP CONSTRUCTION MOVING WITH UNI PLUS AND UNI PRO FLEXIBLE AIR BARRIERS

Wasted time on construction schedules, escalating costs, and the impact of inflation are major factors contributing to the rise in project expenses. Therefore, maintaining adherence to timelines has become increasingly crucial for construction projects.

By installing a UNI Flexible Air Barrier, you get at least 90 and up to 150 days of rain and UV protection for unclad framing. Interior and exterior trades can work in parallel to speed up programmes.

Once installed, these heavy-duty Flexible Air Barriers are an excellent second line of defence – they are vapour permeable, allowing moisture vapour to pass out of the building envelope for the life of the building.

No more Hold-ups if Cladding is Delayed

A Secondary Line of Defence Against Moisture

Very Thick, Strong and Tear Resistant

Easy to Install. Full Training Available

A Fraction of the Cost of Rigid Air Barriers

A STRONGER STRUCTURE BRINGS MULTIPLE BENEFITS

UNI PLUS and UNI PRO are nonwoven synthetic wall underlays. Thicker and stronger than conventional building wrap materials, UNI's multiple-ply structure is a barrier to both air and water, while still allowing water vapour to diffuse creating a drier, more comfortable environment inside and a more effective cladding system.

NEW ZEALAND BUILDING CODE STANDARD (NZBC)

If designed, installed and maintained in accordance with our requirements, all UNI Flexible Air Barriers meet or exceed the requirements of the NZBC absorbency performance requirement, as per NZS 2295:2006.

APPLICATIONS

- Suitable for commercial and residential construction, timber or steel framing and can be used with all cladding systems.
- Strong and durable and suitable for all areas of New Zealand including up to 'Extra High' wind zones of NZS 3604 using a specific fixing method. (See UNI Installation Instructions document on our website).
- Suitable as a non rigid backing for stucco plaster.
- Suitable as an air barrier on walls that are not lined, including gable ends.
- UNI PLUS is fire retardant under New Zealand standards for flexible wall underlays and may be used without restrictions.

CHOOSE THE CORRECT FLEXIBLE AIR BARRIER FOR YOUR BUILD

	UNI PLUS	UNI PRO
UV Resistance	90 days	150 days
Fire retardancy	Yes	No
Colour of substrate	Blue external / white internal	Blue external / white internal
Roll Sizes	1.5m x 33.33m = 50m² 2.74m x 18.25m = 50m²	2.74m x 18.25m = 50m²
CodeMark	CMNZ70116	CMNZ70117

UNI PLUS UP TO 90 DAYS UV PROTECTION

UNI PRO UP TO 150 DAYS UV PROTECTION

ENHANCE YOUR TECHNICAL UNDERSTANDING OF UNI PLUS AND PRO INSTALLATION – FOR COMPLIANT AND SMOOTH INSTALLS.

Please note: there are different installations for higher wind zones.
Check our Fixings Guide, Installation Guide and Installation Checklists on our website.

PASS (PRODUCT ASSURANCE SUPPLIER STATEMENT)

Visit the TBB website:
thebuildingbusiness.co.nz
for the latest information.

CodeMark

CMNZ70116 (UNI PLUS), CMNZ70117 (UNI PRO)

All UNI Flexible Air Barriers are CodeMarked.

Visit **tepae.building.govt.nz/public-registers** for latest information.

EASY INSTALLATION PLUS ALL ACCESSORIES

Masons is committed to supporting builders with their first time use of UNI Flexible Air Barriers. The following resources are available:

- Training videos in English and with Chinese subtitles
- Detailed printable Installation instructions in both English and Chinese
- Pre-inspection checklists
- On-site training when appropriate

For documentation, visit our website:
mpb.co.nz

For installation videos check out our Masons YouTube Channel
youtube.com/@masonsnz

UNI INSTALLATION ACCESSORIES

CN100 UNI CAP NAILER GUN

Best Practice to Fix UNI PLUS to the Frame

This gun shoots plastic caps with a 25mm ring shanked nail, and increases the holding power of the wrap.

Nails available separately as galvanised or stainless steel.

A 90-100 PSI Air Compressor is also required.

MUST HAVE

UNI® FASTENERS

For Timber Frames

For use with a hammer. Available as a 32mm galvanised or stainless steel nail.

UNI® FASTENERS

For Steel Frames

For use with an appropriate driver. 32mm galvanised screw with washer pack.

MUST HAVE

40 BELOW PLATINUM AND 40 BELOW FLEX FLASHING TAPES

Excellent adhesion in all weather conditions from -10˚C to 40˚C.
No primers or heat guns required.
Nail and screw sealable with just one layer.

MUST HAVE

Use a scraper to assist adhesion.

PENETRATION SEALS

For Pipe Penetrations

Air seal flashings designed for cavity construction where pipes or wires penetrate the air barrier.

Available sizes:
1-75mm and 80-170mm.

MUST HAVE

BRICKTIES

Heavy Duty Earthquake

Manufactured to comply with AS/NZS2699.1.2000.

Available in 90, 110 and 135mm lengths, galvanised, and stainless steel.

SUGGESTED – OPTIONAL

CORNER GUARDS

For Windows

To use with the installation of all Masons 40 Below Flashing Tapes.

Available in pack of 10 or 50.

SUGGESTED – OPTIONAL

PEF BACKING ROD

Joint Filler

A cylindrical flexible closed cell polyethylene material.

Available in multiple diameters from 6mm to 20mm.

SUGGESTED – OPTIONAL

18MM VENTILATED BATTENS

For walls

Used to form a cavity allowing the free flow of air and moisture, assisting with effective ventilation of a wall (or roof).

SUGGESTED – OPTIONAL



Product Description	Masons Code
UNI PLUS 2.74m x 18.25m = 50m²	UNIPLUS2.74X50
UNI PLUS 1.5m x 33.33m = 50m²	UNIPLUS1.5X50
UNI PRO 2.74m x 18.25m = 50m²	UNIPRO2.74X50
UNI Fasteners Galv Nail and Washer 32mm QTY 2500 (for use with hammer)	UNIFASTGN
UNI Fasteners Stainless Steel Nail & Washer 32mm QTY 2500 (for use with hammer)	UNIFASTSS2500
UNI Fasteners. Bucket of collated screws for Stainless Steel frames. QTY 1500	UNIFASTSTLFRAME
UNI Cap Nailer Gun	UNICAPNAILER
UNI Nail Washer Pack for UNI Gun QTY 2000 Galv for use with Gun	UNINAILPACK
UNI Nail Washer Pack for UNI Gun. Stainless Steel 2,000 for use with gun	UNINAILPACKSS

Product Description	Masons Code
40 Below Platinum Flashing Tape 230mm x 20Lm, 150mm x 20Lm, 100mm x 20Lm, 75mm x 20Lm, 60mm x 20Lm	40PLBELOW230x20 40PLBELOW150x20 40PLBELOW100x20 40PLBELOW75x20 40PLBELOW60x20
40 Below Flex Flashing Tape 230mm x 20Lm, 150mm x 20Lm, 75mm x 20Lm	40FLXBELOW230x20 40FLXBELOW150x20 40FLXBELOW75x20
Penetration Seal – 1–75mm Pack of 10 Penetration Seal – 80–170mm Pack of 10	PSEAL75 PSEAL170
BrickTies - various sizes - Galv & Stainless	visit: mpb.co.nz
Corner Guards - 10 pack Corner Guards - 50 pack	HYDROCG10 HYDROCG50
PEF Rod - various sizes from 6mm to 20mm diameter	visit: mpb.co.nz
18mm Ventilated Battens - Box of 25	BATNVENT45x18x1800

Barricade FR

Fire Retardant Building Wrap

FIRE RETARDANT

RESISTS UV EXPOSURE
for up to 60 DAYS

CUSTOM BRANDING AVAILABLE

Barricade FR is a fire retardant building wrap suitable for all frame and cladding systems with or without a cavity. Barricade FR is CodeMark Certified.

QUALITY BUILDING WRAP

A non-woven fire retardant, water resistant, breathable synthetic wall underlay for use under direct fixed and non-direct fixed wall cladding on timber framed and steel framed buildings.

ANTI-FUNGAL PROPERTIES

Barricade FR has unique anti-fungal properties.

RESISTS UV EXPOSURE

Manufactured from high quality synthetic spun bonded material with high UV qualities to resist UV exposure for up to 60 days.

CodeMark
CMNZ70072

APPLICATIONS

- To be used where a fire retardant wrap is required. It performs well with all cladding systems and over timber or steel framing.
- Barricade FR is absorbent and can be used with absorbent and non-absorbent cladding.
- Strong and durable. Suitable for all areas of New Zealand including up to 'Very High' wind zones of NZS 3604 and "Extra High" over rigid wall underlays.
- Suitable as a non rigid backing for stucco plaster.
- Suitable as an air barrier on walls that are not lined.
- Can be used on gable ends.
- Vertical use only. Not suitable as a roof underlay.

NEW ZEALAND BUILDING CODE STANDARD (NZBC)

The following tests have been carried out in accordance with NZBC Acceptable Solution E2/AS1 Table 23:

Tensile strength, edge tear resistance and resistance to water vapour transmission in accordance with ASNZS 4200.1	Pass
Resistance to water penetration in accordance with AS/NZS 4201.1.4	Pass
Surface water absorbency in accordance with AS/NZS 4201.6	Pass
Air resistance to BS 6538.3	Pass
Shrinkage in accordance with AS/NZS 4201.3	Pass
pH of extract in accordance with AS/NZS 1301.421	Pass
Fire retardant in accordance with AS1530 Part 2 Flammability	Pass

Available as: 2.74m, 1.37m and 0.6m widths and multiple linear lengths.

Description	Size of Roll	Masons Code
Barricade FR Building Wrap 2.74m x 50m²	2.74m x 50m²	BFRMPB2.74x50
Barricade FR Building Wrap 2.74m x 100m²	2.74m x 100m²	BFRMPB2.74x100
Barricade FR Building Wrap 1.37m x 100m²	1.37m x 100m²	BFRMPB1.37x100
Barricade FR Building Wrap 1.37m x 50m²	1.37m x 50m²	BFRMPB1.37x50
Barricade FR Building Wrap 1.37m x 25m²	1.37m x 25m²	BFRMPB1.37x25
Barricade FR Wrap Soffit Strip 0.6m x 21.9m²	0.6m x 21.9m²	BFRMPB0.6x22
Custom Branded Barricade FR		
BFR Building Wrap 2.74m x 100m²	2.74m x 100m²	tbc on order



CUSTOM BRANDED WRAP

Barricade FR is available custom branded with your logo. Printed in black or one specified PMS colour. A perfect way to give your company brand exposure.

Custom Branded BFR is available by the pallet

Number of rolls to a pallet: 64

Minimum order:
Conditions apply.
See your Masons representative.

Rows of client logos: 3 (2.74m roll)

Lead time: 16 weeks.
Conditions apply.
See your Masons representative.

All orders are shipped on arrival. No stock is held by Masons.

Logos to be supplied by the client. A guide to supplying logos for BFR is available from your Masons representative.



40 Below™ Flashing Tapes

Sticks in a wide range of weather conditions without the use of a heat gun or primer spray. All 40 Below Flashing Tapes are nail and screw sealable with just one layer. A tape for every budget.

CodeMark
CMNZ70075

40 BELOW™ ULTRA STICKY

This self-adhesive, white facer tape is great value for money and with a no nonsense performance record, earns the trust of the professionals.

Compatible with most wraps and sealants so eliminates issues on site.

EXCELLENT ADHESION -10˚C to 40˚C	**TRUSTED & COMPATIBLE** With most Wraps and Sealants	**THIN** No Build-Up in Corners

40 BELOW™ PLATINUM

Has an advanced adhesive and aluminium foil water-resistant facer to bring you an ultra-thin, pliable flashing tape with excellent adhesion and no build-up in corners.

May also be used on UNI PLUS and UNI PRO for seam overlaps and head flashings.

PREMIUM ALUMINIUM FACER For Extra Water Resistance	**POLY ACRYLIC ADHESIVE** Aggressive and Dependable	**ULTRA THIN** No Build-Up in Corners

40 BELOW™ FLEX

Our most advanced, high performance tape with cutting edge adhesive and a superior flexible facer that is ultra thin and pliable with high water resistance.

May also be used on UNI PLUS and UNI PRO for seam overlaps and head flashings.

SUPER PREMIUM WHITE FACER	**ADVANCED ACRYLIC ADHESIVE** Aggressive and Dependable	**ULTRA THIN AND FLEXIBLE** No Build-Up in Corners

SUPERIOR ADHESION SUPERIOR

CHOOSE THE CORRECT TAPE FOR YOUR PROJECT

	40 BELOW ULTRA STICKY	40 BELOW PLATINUM	40 BELOW FLEX
Roll Sizes	75mm x 20m 100mm x 20m 150mm x 20m 230mm x 20m	60mm x 20m 75mm x 20m 100mm x 20m 150mm x 20m 230mm x 20m	75mm x 20m 150mm x 20m 230mm x 20m
Facer Colour	White, woven PP	Aluminium foil	White, flexible
Sealant Compatible*	Yes	Yes	Yes
UV Resistance	180 days	180 days	270 days
Temperature Range - Application	-10˚C to 40˚C +	-10˚C to 40˚C +	-10˚C to 40˚C +
Layers on sill for Nail/Screw Sealability**	1	1	1
CodeMark Certified***	Yes	Yes	Yes
Rigid Air Barrier****	Yes	Yes	Yes
Use on UNI Seams, Overlaps and Head Flashings	No******	Yes	Yes
Use on UNI PLUS and UNI PRO Openings	No	Yes	Yes

* All 40 Below flashing tapes are compatible with common construction sealants. Masons recommends a site patch test or reference to the sealant.
** Tested to AAMA -711.20. Tensile Strength ASTM D1970, Water Penetration around Fasteners AAMA 711, Peel Adhesion to Substrates ASTM D3330, Elevated Temperature ASTM D3330, Thermal Cycling ASTM D3330, Cold Temperature Pliability ASTM C765, Resistance to Peel AAMA 711, Low Temp Adhesion to Substrates ASTM D3330.
*** Check Masons website or the MBIE CodeMark certificate for valid certificates.
**** 40 Below may not be approved for use with some Rigid Air Barrier Systems. Check with the manufacturer.
***** Use 40 Below Platinum or 40 Below Flex.

NEW ZEALAND BUILDING CODE STANDARD (NZBC)

	40 BELOW ULTRA STICKY	40 BELOW PLATINUM	40 BELOW FLEX
For a risk score between 0-20 in accordance with NZBC Acceptable Solution E2/AS1.	Pass	Pass	Pass
B2 Durability, E2 External Moisture and F2 Hazardous Materials. Reliable adhesion -10˚C to +40˚C	Pass	Pass	Pass
NZS3604 Building Wind Zones up to and including 'Extra High' AS/NZS 4201.4:1994	Pass	Pass	Pass

Tested to ASTM D3330 for adhesion and AAMA-711.5.21 for nail and screw sealability.

Description 40 Below	Roll Size	Masons Code
40 Below flashing tape 75mm	H 75mm x L 20m	40BELOW75x20
40 Below flashing tape 100mm	H 100mm x L 20m	40BELOW100x20
40 Below flashing tape 150mm	H 150mm x L 20m	40BELOW150x20
40 Below flashing tape 230mm	H 230mm x L 20m	40BELOW230x20
Description 40 Below Platinum	**Roll Size**	**Masons Code**
40 Below Platinum flashing tape 60mm	H 60mm x L 20m	40PLBELOW60x20
40 Below Platinum flashing tape 75mm	H 75mm x L 20m	40PLBELOW75x20
40 Below Platinum flashing tape 100mm	H 100mm x L 20m	40PLBELOW100x20
40 Below Platinum flashing tape 150mm	H 150mm x L 20m	40PLBELOW150x20
40 Below Platinum flashing tape 230mm	H 230mm x L 20m	40PLBELOW230x20
Description 40 Below Flex	**Roll Size**	**Masons Code**
40 Below Flex flashing tape 75mm	H 75mm x L 20m	40FLXBELOW75x20
40 Below Flex flashing tape 150mm	H 150mm x L 20m	40FLXBELOW150x20
40 Below Flex flashing tape 230mm	H 230mm x L 20m	40FLXBELOW230x20

Barricade WD

Self-Adhesive Weather-Resistive Barrier

CodeMark
CMNZ70142

UP TO 150 DAYS — **UV & WEATHER PROTECTION**
Pre-Cladding

BREATHABLE
Passes Water Vapour Out

HIGHLY WATER RESISTANT

ADVANCED POLY-ACRYLIC ADHESIVE

STRONG
Suitable for all Wind Zones

AIR BARRIER
To Cold Air and Moisture

Barricade WD is a self-adhesive, weather-resistive barrier that may be used over a variety of vertical rigid substrates on both residential and commercial buildings.

Barricade WD is designed to shed water, yet freely pass water vapour. It will block the movement of air and cover all fixings and joints in the underlying substrate.

It is manufactured by thermally bonding outer spunbonded layers to an inner layer of microporous poly propylene film, coated with pressure-sensitive advanced poly-acrylic adhesive, offering superior adhesion to a variety of typical building materials.

Barricade WD may be applied over many common construction rigid substrates and there are no height restrictions.

Description	Roll size	Masons Code
Barricade WD Self-Adhesive Wrap	1.46m x 34.1m = 50m²	BWDSA

Hydro™

Bituminous Flashing Tape

CodeMark
CMNZ70075

Hydro Roll



Corner Guards

A bituminous flashing tape to seal around windows, doors and other joinery openings as a secondary defence against water penetration.

APPLICATIONS

- Suitable for timber and steel framed buildings
- Simple to install saving time and reducing costs
- Reliable and dependable weather tightness
- Works in temperatures from 5°C
- Masons Corner Guard is easy to install and increases protection to framing

NB: Masons Hydro Flashing Tape (and Corner Guards) must be installed in accordance with the instructions outlined on our website.

NEW ZEALAND BUILDING CODE STANDARD (NZBC)

The following tests have been carried out in accordance with NZBC Acceptable Solution E2/AS1 Table 23:

CodeMark Visit **tepae.building.govt.nz/public-registers** for latest information.	Pass
A risk score between 0-20 in accordance with NZBC Acceptable Solution E2/AS1	Pass
NZS3604 Building Wind Zones up to and including 'Extra High'	Pass

PHYSICAL PROPERTIES

Hydro Flashing Tape is compatible with most building wraps.

Warning: Don't apply any solvent based glues or adhesives/sealants to the tape as it will react with the bitumen.

Note: 150mm wide tape is used for 90mm wide window or door framing. 200mm wide tape is used for 140mm–150mm wide revels.

Description	Roll Size	Masons Code
Hydro flashing tape 75mm	H 75mm x L 25m	HYDRO75x25
Hydro flashing tape 150mm	H 150mm x L 25m	HYDRO150x25
Hydro flashing tape 200mm	H 200mm x L 25m	HYDRO200x25
Masons Corner Guards	Pack of 10	HYDROCG10
Masons Corner Guards	Pack of 50	HYDROCG50

Penetration Seals

Air Seal Flashings

Designed for cavity construction where pipes or wires penetrate building cladding and pass through the air seal membrane such as building wrap, or air barriers.

This Penetration Seal maintains the integrity of the air seal in the cladding cavity and assists the external rain screen of a cladding system to maintain weather tightness.

APPLICATIONS

Compatible with vertical, flexible or rigid air barriers and synthetic flexible wall underlays.

New Zealand Building Code Standard (NZBC)

Masons Penetration Seals have been assessed and meet the requirements of the NZBC per the clauses listed below:**

B2 Durability. Provides a service life equal to the façade cladding which is at least 15 years and up to 50 years for a brick veneer cladding.	Pass
E2 External Moisture. When used as part of a drained and ventilated cavity wall cladding system these seals will contribute to meeting the requirements of NZBC Clause E2.	Pass
F2 Hazardous Building Materials. Meets the requirements of NZBC Clause F2.	Pass
Can be exposed for up to 90 days	Pass

** Appraised by Les Boulton and Associates Report 191235: Visit **mpb.co.nz** to view the full appraisal.

PHYSICAL PROPERTIES

- The carrier is a thin (1mm or less thick) flexible woven, waterproof, synthetic flashing material coated with pressure sensitive adhesive.
- The flexible EPDM nozzle can be cut to fit a standard range of pipes or wiring.
- Trim to size for penetrations from 1-75mm and 80-170mm.
- Easy installation.
- Affordable – great value for money.

Description		Masons Code
Penetration Seal – 1–75mm	**Pack of 10**	PSEAL75
Penetration Seal – 80–170mm	**Pack of 10**	PSEAL170

WrapStrap

For House wrap

WrapStrap is a polyethylene embossed strap that is installed around the building wrap to keep the underlay and insulation in place and prevent it from bulging into the cavity for buildings with a drained cavity application.

WrapStrap can also be used as a support for roof underlay.

Description	Masons Code
Blue pp Strap 19mm x 300m	WRAPST19X300
Blue pp Strap 25mm x 250m	WRAPST25X250

Ventilated Cavity Wall Battens

Creates a drained and ventilated cavity behind wall cladding to manage moisture, allowing moisture to escape and walls to dry effectively

- Helps prevent moisture build-up by promoting airflow and drainage
- Reduces thermal bridging – Non-conductive polypropylene construction
- Strong, stable and non-absorbent – High compressive strength
- Convenient peel-off adhesive backing - for placement before nailing

Description	Size	Masons Code
Ventilated Roof and Wall Battens - Plastic - **25 to a box**	45x18x1800mm	BATNVENT45x18x1800

Dry Fix™

Damp Proof Course

Dry Fix™ is a recycled pliable polyethylene Damp Proof Course (DPC) made from plastic packaging waste. It is approved for use for separating materials such as timber, concrete, metals, and masonry to prevent the movement of moisture in accordance with NZBC Acceptable Solution E2/AS2 and NZS 4229.

APPLICATIONS

- DPC layers to the bottom plate of timber frames, a DPC layer running under the bottom plate and down the concrete pad under the brick veneer, jamb and head flashings for brick veneer, jamb flashings for UNI in very and extra high wind zones, and Masons Enviro AAC cladding jamb and sill flashings, packing, and separation of dissimilar materials.
- Instant shape forming
- An alternative for Bituminous DPC
- Does not react with solvent treated timber
- Inert to most sealants
- Permanent life span non-degradable
- Cost effective

NEW ZEALAND BUILDING CODE STANDARD (NZBC)

- Complies to the NZBC
- Manufactured to AS/NZS2904 – 1995

PHYSICAL PROPERTIES

- Embossed both sides to a minimum thickness of 750µm
- Impact resistant
- Non-Slip as product is double embossed

Description	Roll Length	Masons Code
Dry Fix 50mm	30m	DPC50
Dry Fix 75mm	30m	DPC75
Dry Fix 90mm	30m	DPC90
Dry Fix 100mm	30m	DPC100
Dry Fix 140mm	30m	DPC140
Dry Fix 150mm	30m	DPC150
Dry Fix 200mm	30m	DPC200
Dry Fix 250mm	30m	DPC250
Dry Fix 300mm	30m	DPC300

PEF Rod

P.E.F. Foam Backer

Masons PEF Rod is a cylindrical flexible closed cell polyethylene material, available in various diameters from 6mm to 20mm.

APPLICATIONS

- PEF Rod is used around windows, doors or other penetration openings. It ensures the sealant does not completely fill the cavity.
- Limits the amount and depth of the sealant applied into the joint.
- Acts as a bond break to allow joint movement without undue stress to sealant.
- Acts as a barrier to the flow of sealant through a joint.
- Will assist in providing an air seal around the window frame and penetrations through walls.
- For use with pre-cast concrete slabs and joints between brick and masonry.

PHYSICAL PROPERTIES

- Weather resistant
- No water absorption, closed cell
- Easy to install from dispenser box
- Non toxic, odourless
- Resistant to most chemicals
- Easily compressible, good expansion
- Lightweight
- Wide range of sizes available

Description	Diameter	Roll Length	Masons Code
PEF Backing Rod 6mmx50m	6mm	50m	AIRTIGHT6X50
PEF Backing Rod 8mmx20m	8mm	20m	AIRTIGHT8X20
PEF Backing Rod 8mmx50m	8mm	50m	AIRTIGHT8X50
PEF Backing Rod 10mmx20m	10mm	20m	AIRTIGHT10X20
PEF Backing Rod 10mmx50m	10mm	50m	AIRTIGHT10X50
PEF Backing Rod 13mmx20m	13mm	20m	AIRTIGHT13X20
PEF Backing Rod 13mmx50m	13mm	50m	AIRTIGHT13X50
PEF Backing Rod 15mmx50m	15mm	50m	AIRTIGHT15X50
PEF Backing Rod 20mmx20m	20mm	20m	AIRTIGHT20X20

E2 Flashings

VENTED CAVITY CLOSERS - UPVC

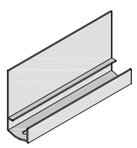
RDCC19

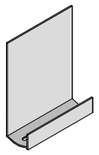
RDCC21

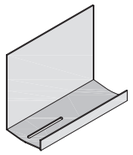
RDCC40

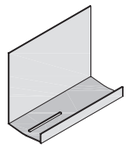
RDCC45

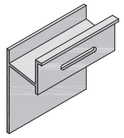
RDTV20

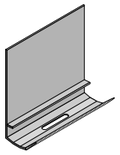
RDCCF20

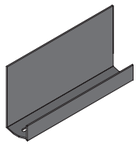
RDCC19-BLACK

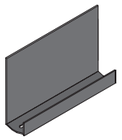
RDCC21-BLACK

Allows the cavity to breath, will not rust in a salt environment, can be cut to a mitre corner creating a vermin strip around most claddings

Description	Masons Code
19mm Vented Cavity Closer 2.7m	RDCC19
19mm Vented Cavity Closer 2.7m Black	RDCC19 - BLACK
21mm Vented Cavity Closer 2.7m	RDCC21
21mm Vented Cavity Closer 2.7m Black	RDCC21 - BLACK
40mm Vented Cavity Closer 2.7m	RDCC40
45mm Vented Cavity Closer 2.7m	RDCC40
20mm Top Vent 2.7m	RDTV20
20mm Flexible Cavity Closer 2.7m	RDCCF20

WEATHER BOARD CLOSERS AND STARTERS - UPVC

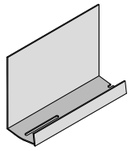
RDWBC30

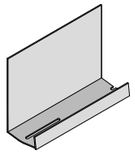
RDWBC33

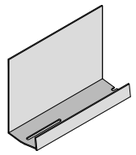
RDWBC35

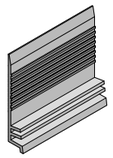
RDCS47

Description		Masons Code
30mm Vented W/B Closer 2.7m	A weather board starter and closer cavity in one	RDWBC30
33mm Vented W/B Closer 2.7m		RDWBC33
35mm Vented W/B Closer 2.7m		RDWBC35
W/B Cant Strip (starter) 2.7m	Supports first weather board	RDCS47

Z FLASHINGS AND BRICK KICK

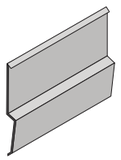
RDZF7

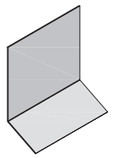
RDBKF45

Soakers for joins between claddings cavity to no-cavity, cavity in one

Description	Masons Code
7mm EcoPly Horizontal Jointer - Steel Frame	RDZF7
Brick Kick Out Flashing 2.7m	RDBKF45

Fibre Cement Sheet Jointers

Use with Masons, or other Fibre Cement Sheets.

DURABLE
Made from quality uPVC

EASY INSTALLATION
Simple insertion and locking mechanism

MULTIPLE PROFILES & SIZES
A shape and length to suit your project

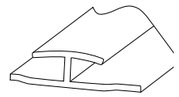
MPB45J
Flat Sheet Jointer

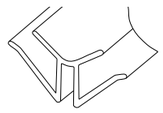
MPB45IC
Internal Corner

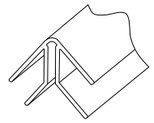
MPB45EC
External Corner

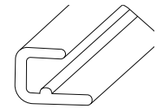
MPB45END
Sheet End Cap

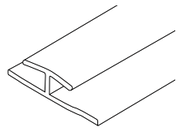
MPB60J
Flat Sheet Jointer

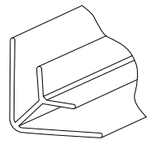
MPB60IC
Internal Corner

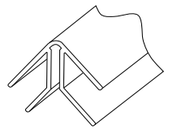
MPB60EC
External Corner

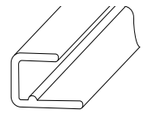
MPB60END
Sheet End Cap

Description	Length (mm)	Available in packs of	Masons Code
4.5mm Flat Sheet Jointer White 600mm	600	50	MPB45J600
4.5mm Flat Sheet Jointer White 2400mm	2400	10	MPB45J2400
4.5mm Flat Sheet Jointer White 2700mm	2700	10	MPB45J2700
4.5mm Internal Corner White 2400mm	2400	10	MPB45IC
4.5mm External Corner White 2400mm	2400	10	MPB45EC
4.5mm End Cap White 2400mm	2400	10	MPB45END
6mm Flat Sheet Jointer White 600mm	600	50	MPB60J600
6mm Flat Sheet Jointer White 2400mm	2400	10	MPB60J2400
6mm Flat Sheet Jointer White 2700mm	2700	10	MPB60J2700
6mm Internal Corner White 2400mm	2400	10	MPB60IC
6mm External Corner White 2400mm	2400	10	MPB60EC
6mm End Cap White 2400mm	2400	10	MPB60END

Floor Guard

Temporary Surface Protection Range

Floor Guard Pro

A tough, foam-backed, reuseable surface protector. Shields floors and surfaces from moisture, marks and damage, making it ideal for construction, renovation, and high-traffic areas.

- **REUSABLE**
- **WATER REPELLENT**
- **HARD WEARING**
- **IMPACT RESISTANT**
- **EASY TO CUT**

ROLL SIZE: 1m x 24m = 24m²

Floor Guard Eco Board

A durable, medium duty, splashproof, floor protection board. Used to protect surfaces from damage, scuffs and spills during sitework. Easy installation: simply roll out and cut to the desired length.

- **100% RECYCLED MATERIAL**
- **RECYCLABLE**
- **BREATHABLE**
- **ECONOMICAL**

ROLL SIZE: 0.8m x 30.5m = 24.4m²

Floor Guard Soft Step

A lightweight, reusable, fleece cover with a leak-proof backing. Protects floors, furniture and surfaces from spills, scuffs, dust and scratches. This product is made from recycled materials, giving a second life to industrial textiles.

- **100% RECYCLED FIBRE**
- **REUSABLE**
- **ANTI-SLIP**
- **LEAK-PROOF**

ROLL SIZE: 1m x 25m = 25m²

Floor Guard Clear

A tough, puncture resistant, waterproof, self-adhesive protecting film that stays put, removes cleanly, and shields carpets from spills and damage during renovations and events.

- **SELF-ADHESIVE FILM**
- **NO TRIPPING HAZARD**
- **EASY PEEL-OFF**
- **REVERSE ROLLED FOR EASY APPLICATION**

ROLL SIZE: 1m x 50m = 50m²

Masons Seam Tape is the ideal tape for sealing the seams of the Floor Guard range.

This tape has extreme adhesion qualities; therefore, we don't recommend using it on finished floor surfaces as the adhesive may leave a residue.

Description	Roll Size	Masons Code
Masons Floor Guard Pro	1m x 24m - 24m²	MASFLOOR1x24
Masons Floor Guard Eco Board	0.8m x 30.5m - 24.4m²	FGEB0.8x24.4
Masons Floor Guard Soft Step	1m x 25m - 25m²	FGSS1x25
Masons Floor Guard Clear	1m x 50m - 50m²	FGCL1x50
Masons Seam Tape	50mm x 30m	FLOORGUARDTPE

DISCLAIMER: Masons Floor Guard Pro, Soft Step and Clear are not breathable - Please contact your substrate supplier/ installer to check if the use of these products can be used to cover the surface (especially in the case of sealed or polished concrete etc). Masons take no responsibility for damage to surfaces upon which the product is used on.

Access Panels

Provide easy access through non-fire rated dry lined walls and ceilings to conceal plumbing and electrical. For residential and commercial buildings.

Access Pro — COMMERCIAL SERIES

EASY ACCESS
To ceiling spaces and bulk heads

POWDER COATED STEEL
For corrosion resistance

5 UNITS PER BOX

White Plastic

LIGHTLY TEXTURED MATT PLASTIC
Easy to clean and will not discolour

REMOVABLE DOOR
Snap closed and hinged

SUPER EASY INSTALLATION
Fixed with adhesive or screws

White Powder Coated Steel

QUALITY FINISH
White Powder Coated Steel

HANDLE-LESS
Push catch closing system

EASY INSTALLATION
Screws provided

MDF Coated Steel - Paintable

PRE PRIMED AND PAINT READY
With noise reducing liner

BEADED FRAME
With noice reducing liner

HANDLE-LESS
Push-catch closing system

Stainless Steel Access Panel

FOR INDOOR OR OUTDOOR USE
Weather resistant

LOCKABLE
With square key

EASY INSTALLATION
Fixed with adhesive or screws

White Steel Lockable Access Panel

LOCKABLE
- 2 keys provided.

EASY INSTALLATION.

QUALITY STEEL

Description	Size	Masons Code
Access Pro Commercial Series - 5 pack box 450x450mm	Hand and Head Access	APPRO450X450
Access Pro Commercial Series - 5 pack box 600x600mm	Hand, Head and Shoulder Access	APPRO600X600
Access Panel White Plastic 200mmx200mm	Hand Access	VENTMCOVERPL200
Access Panel 200x200mm White Powder coat	Hand Access	VENTMCOVER200
Access Panel 400x400mm White Powder coat	Hand and Head Access	VENTMCOVER400
Access Panel 600x600mm White Powder coat	Hand, Head and Shoulder Access	VENTMCOVER600
Access Panel 600x600mm Matt, Paintable	Hand, Head and Shoulder Access	VENTMCOVERMATT
Access Panel 200x200mm Stainless Steel	Hand Access	VENTSSCOVER200
Access Panel 400x400mm Stainless Steel	Hand and Head Access	VENTSSCOVER400
Access Panel 600x600mm Stainless Steel	Hand, Head and Shoulder Access	VENTSSCOVER600
Access Panel 600x600mm White Powder Coated lockable	Hand, Head and Shoulder Access	VENTMCOVER600LOCK

Vents, Grilles and Ducts

Dome Cowl Vent



QUALITY DESIGN FINISH
304 Stainless Steel

EXTRA WEATHER PROTECTION
Due to Rounded Hood Design

EASY INSTALLATION
Mounts Directly to Ductwork

WITH INSECT MESH SCREEN
Made from Durable Stainless Steel

Gravity Grille - Plastic

EXTRA WEATHER PROTECTION
Due to Back Draught Shutter

SCRATCH RESISTANT SURFACE
Made from ABS Plastic

EASY INSTALLATION
Mounts Directly to Ductwork

WITH INSECT MESH SCREEN
Made from Durable Stainless Steel

Eggcrate Grille - Plastic

MOUNTS DIRECTLY TO DUCTWORK
Because of the Tapered Neck

SCRATCH RESISTANT SURFACE
Made from ABS Plastic

EASY INSTALLATION
Supplied with 4 Screws

WITH INSECT MESH SCREEN
Made from Durable Stainless Steel

Fixed Louvre Grille - Plastic

MOUNTS DIRECTLY TO DUCTWORK
Because of the Tapered Neck

SCRATCH RESISTANT SURFACE
Made from ABS Plastic

EASY INSTALLATION
Supplied with 4 Screws

WITH INSECT MESH SCREEN
Made from Durable Stainless Steel

Cowl Wall Vent - Steel

QUALITY DESIGN FINISH
304 Stainless Steel with Rubber Seal

EXTRA WEATHER PROTECTION
Due to Back Draught Shutter

EASY INSTALLATION
Mounts Directly to Ductwork

WITH MESH SCREEN
Made from Durable Stainless Steel

Cowl Wall Vent - Plastic

EXTRA WEATHER PROTECTION
Due to Back Draught Shutter

SCRATCH RESISTANT SURFACE
Made from ABS Plastic

EASY INSTALLATION
Mounts Directly to Ductwork

WITH BIRD BARS

Description	Neck Size (mm)	Face Size (mm)	Masons Code
Dome Cowl Vent 125mm SS	125	R 187	VENTDMSS125MM
Dome Cowl Vent 150mm SS	150	R 208	VENTDMSS150MM
Gravity Grille 150mm White Plst	150	175 x 175	VENTGRAVG150
Eggcrate Grille 125mm White Plst	125	150 x 150	VENTEGG125
Fixed Louvre Grille 100mm White Plst	100	125 x 125	VENTFIXLG100
Fixed Louvre Grille 125mm White Plst	125	150 x 150	VENTFIXLG125
Fixed Louvre Grille 150mm White Plst	150	175 x 175	VENTFIXLG150
Cowl Wall Vent 100mm SS	100	160 x 160	VENTCWLSS100MM
Cowl Wall Vent 125mm SS	125	185 x 185	VENTCWLSS125MM
Cowl Wall Vent 150mm SS	150	185 x 185	VENTCWLSS150MM
Cowl Wall Vent 100mm White Plst	100	190 x 190	VENTCOWL100
Cowl Wall Vent 125mm White Plst	125	185 x 185	VENTCOWL125
Cowl Wall Vent 150mm White Plst	150	185 x 185	VENTCOWL150

Back Draught Shutter

REGULATES AIR FLOW
In Air Ducts

SPRING-LOADED
For Positive Closure

DIRECTIONAL AIR FLOW
One-way Design

Flexible Aluminium Duct

This self-supporting duct can be bent to send airflow in your desired direction without creating sharp bends that restricts airflow.

CONSTITUTION
2x Aluminium Layers

TEMPERATURE RANGE
-30˚C to 150˚C

OPERATION PRESSURE
3000 Pa

Description	Size (mm)	Masons Code
Vent Back Draught Damper 125	125	VENTBDD125
Vent Back Draught Damper 150	100	VENTBDD150
Flexible Aluminium Duct 100mm 6m boxed	100	VENTIFXAL100MMX6M
Flexible Aluminium Duct 125mm 6m boxed	125	VENTIFXAL125MMX6M
Flexible Aluminium Duct 150mm 3m boxed	150	VENTIFXAL150MMX3M
Flexible Aluminium Duct 150mm 6m boxed	150	VENTIFXAL150MMX6M

STREAMING NOW!

THE MASONS PODCAST

The Masons Podcast explores the products, systems, and ideas shaping better building in New Zealand.

Check it out on your favourite podcast platform.

Listen on Apple Podcasts

Listen on Spotify

YouTube

Passive Roof Ventilation System

Regulates roof space temperature and reduces condensation

VENTILATION BUILT-IN
Ensures air enters at the eaves and exits at the ridge

HEALTHIER ROOF
A drier, cooler roof space and longer roof life

PREVENTS MOISTURE BUILD UP
and mould growth

VERSATILE
Suits various roof types

The improved weather and air tightness of modern roof cladding and flashings contribute to warm, dry and healthy homes. But, the reduced airflow in the roof attic space can create a hidden problem – excess moisture and condensation in the roof space.

Without adequate ventilation, moisture builds up, creating the perfect conditions for mould growth. Good roof space ventilation is crucial in preventing this.

Masons Passive Roof Ventilation System is a complete system for ventilating roof cavities in long run metal roofs. Using the natural stack effect and wind movement, this passive system helps remove warm, moist air and introduces cooler, drier air to protect the roof structure, insulation, and ceiling space from moisture-related damage.

THE SYSTEM HAS THREE COMPONENTS:

INSUL-BAFFLE to preserve a clear air path near the eaves

VENTILATED ROOF BATTENS to create airflow under the roofing

ROOF VENTS at the ridge to let warm air escape

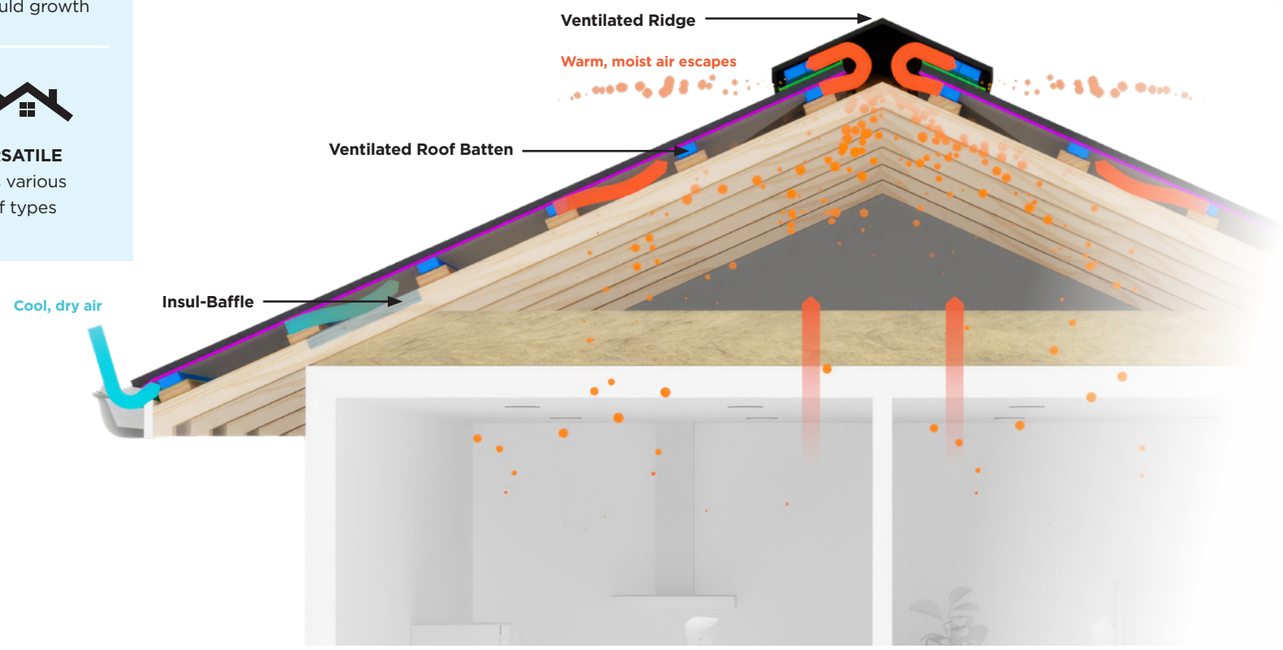

MASONS PRODUCTS MAXIMISE AIRFLOW TO REDUCE CONDENSATION

In some regions condensation risks are higher, such as in areas of cold or high humidity.

Extra care needs to be taken in specifying the correct design and installation practices, as well as building ventilation systems to prevent excessive condensation and moisture in the roof spaces.

Always refer to the latest version of the MRM Code of Practice for the latest best practise in design and installation details. See MRM Code of Practice – Ventilation.

Factors that influence excessive condensation forming in roofing systems:

- Humid and/or cold climatic regions
- Warm/skillion roof construction (require attention in design and construction)
- Low roof cavity air volume and restricted air movement
- Lack of a vapour control layer (if applicable)
- Low pitched roof or bulk insulation
- Penetrations in the ceiling or warm air entering the roof space
- Activities within the building which create high moisture loading
- High levels of construction moisture such as concrete slab curing

NB: Masons recommends passive ventilation be included in the buildings design to eliminate excess condensation.

INSUL-BAFFLE

For even better airflow, Masons Insul-Baffle ensures the vital 25mm gap between insulation and roof underlay is maintained.

Made from durable, clear plastic, Insul-Baffle is fitted under the eaves, preventing bulk insulation from pressing up against the roof underlay. Installed along the full length of the eaves, its unique 'Dragon Channels' add rigidity while promoting cross-ventilation.



MAINTAINS AIR GAP

A minimum 25mm air gap between insulation and the roof underlay is required. This equates to an open area of 25,000mm² per Lm.
Masons Insul-Baffle meets this requirement. It prevents insulation from blocking airflow and enhances passive ventilation.

VERSATILE

Suits any roof type, material, or pitch.

Description	Size	Masons Code
Insul-Baffle separator - **2 pack box**	45mm x 650mm x 6Lm	BFFL.5X650x6

VENTILATED ROOF BATTENS



Masons ventilated roof battens create an effective ventilation cavity under roofing to encourage airflow and moisture escape. Made from tough, non-absorbent polypropylene with an easy peel-off adhesive strip, they help keep roof spaces dry and protect insulation and framing.

Available in two sizes: 11mm and 18mm thicknesses.

EASE OF PLACEMENT
With self-adhesive strip.

STRONG AND DURABLE
Cellular structure prevents capillary action and thermal bridging. Their high compressive strength makes them effective packers.

Description	Size	Masons Code
Ventilated Roof Battens - Plastic - **50 to a box**	45x11x1800mm	BATNVENTRF45x11x1800
Ventilated Roof and Wall Battens - Plastic - **25 to a box**	45x18x1800mm	BATNVENT45x18x1800

ROOF VENTS

At the ridge, ventilation is achieved by using Masons Ventilated Roof Battens combined with an under-flashing, as detailed in Masons' technical documentation.

The eaves are similarly ventilated, using the same ventilated battens together with an eave flashing sized to suit both the roof pitch and the required airflow gap. These components – supplied by the roofer – work together to establish a continuous natural airflow from eaves to ridge. This ventilation path plays a crucial role in regulating temperature and humidity within the roof space, helping to prevent condensation, reduce heat build-up, and maintain the long-term performance of the roof assembly.

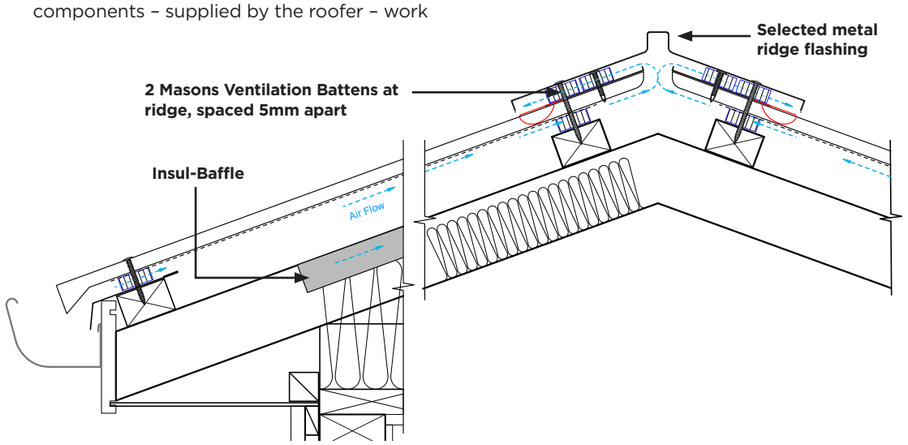

VHP Roof Underlay

Very high vapour permeability, tough, self-supporting, synthetic underlay

PRODUCT 50 YEARS DURABILITY

STRONG NON-WOVEN SUBSTRATE
Available as light, medium, heavy and extra heavy weight

SELF SUPPORTING

VERY HIGH VAPOUR PERMEABILITY Assists in the control of moisture

FIRE RETARDANT*

UV RESISTANT
Up to 21 days exposure

TEAR RESISTANT
Tough

WHY CHOOSE MASONS VHP ROOF UNDERLAY?

Masons VHP Roof Underlays are synthetic, strong, self-supporting membranes designed to help manage moisture in roof cavities. They allow water vapour to escape, supporting condensation control and long-term roof performance.

MOISTURE SMART

Highly breathable premium roof underlays for their weight, having the ability to transfer water vapour at higher rates than traditional bitumen impregnated kraft paper (black paper). This is helpful in the control of condensation.

VALUE FOR MONEY

Masons VHP Roof Underlay offers value for money, especially VHP Value.

STRONG AND SELF-SUPPORTING

Designed to span between supports for easier install and durability.

FIRE RETARDANT OPTIONS

Performing well in rigorous testing to pass NZ/AS1530 part 2 FI <5.
VHP Maxi, Ultra and Strong are fire retardant; VHP Value is not.

UV EXPOSURE

All our underlays give weather protection during construction and UV resistance for 21 days. Same day cover for roofing is best practice and highly recommended.

Not suitable for use in unlined buildings.



CodeMark
CMNZ70098

All Masons VHP Roof Underlays are CodeMark certified.

Visit **tepae.building.govt.nz/public-registers** for latest information.

*Fire retardant: VHP Maxi, Ultra and Strong. VHP Value is not fire retardant.



CHOOSE THE CORRECT VHP ROOF UNDERLAY FOR YOUR BUILD

	VHP® MAXI	VHP® ULTRA
Benefits	Very high performance, top of the range, fire retardant	High performance, tear resistant, fire retardant
Roll Size (1.25m wide)	1.25m x 40m = 50m²	1.25m x 40m = 50m²
Roll Size (1.45m wide)	1.45m x 34.48m = 50m²	1.45m x 34.48m= 50m²
Weight	Extra Heavy	Heavy
Substrate Colour	Light grey/white	Light grey/white

		VHP® STRONG	VHP® VALUE
	Benefits	High performance, tear resistant, fire retardant	Economy price. A huge upgrade from Bituminous Paper.
NEW SIZE	**Roll Size (0.5m wide)**	0.5 x 30 = 15m²	–
	Roll Size (1.25m wide)	1.25m x 40m = 50m² 1.25m x 60m = 75m²	1.25m x 40m = 50m² or 1.25m x 80m = 100m²
	Roll Size (1.45m wide)	1.45m x 51.7m = 75m²	1.5m x 66.6m = 100m²
	Roll Size (2.74m wide)	2.74m x 29.19 = 80m²	–
NEW SIZE	**Roll Size (3.0m wide)**	3.0m x 33.33 = 100m²	
	Weight	Medium	Light
	Substrate Colour	Light grey front/white back	Light grey front/white back

TESTING

Masons VHP Roof Underlays have been tested to the requirements set out in NZS2295:2006
Visit **tepae.building.govt.nz/public-registers** for the latest information.

	VHP MAXI	VHP ULTRA	VHP STRONG	VHP VALUE
Absorbency >150 g/m²	Pass	Pass	Pass	Pass
R.W.V.T <.5 MN s/g	Pass	Pass	Pass	Pass
R.W.Penetration > 100mm	Pass	Pass	Pass	Pass
Mechanical strength R4 S.S	Pass	Pass	Pass	Pass
Self Supporting	Yes	Yes	Yes	Pass
Flammability index of <5	Pass	Pass	Pass	N/A
UV exposure - Days	21	21	21	21
PH of Extract >5.5-8<	Pass	Pass	Pass	Pass

Durability and Performance standards*

Meets the Performance Requirements of NZBC Clauses B2, Durability (B2.3.1 (a) 50 years, B2.3.1 (b) 15 years and B2.3.2), C3 Fire affecting areas beyond the fire source.
C3.4 (c) E2 External Moisture, and F2 Hazardous Building Materials F2.3.1/C, providing;
- Is installed in accordance with instructions and is not damaged.
- Is suitable for the cladding system used.
- Is not left exposed for more than 21 days. Same day coverage is strongly recommended.
- Is installed by, or under supervision/guidance of a Licensed Building Practitioner (LPB).
- Tested to and meets or exceeds requirements of NZS2295.

Flammability Index

Masons VHP Strong, Ultra and Maxi Roof Underlays have a NZ/AS1530 Part 2 Flammability Index of <5. VHP Value is not fire retardant.

	Description	Roll Size	Masons Code
	VHP Maxi Roof Underlay (extra heavy weight)	1.25 x 40 = 50m²	RVHPMAXI1.25X50
	VHP Maxi Roof Underlay (extra heavy weight)	1.45 x 34.48 = 50m²	ROOFVHPMAXI
	VHP Ultra Roof Underlay (heavy weight)	1.25 x 40 = 50m²	RVHPULTRA1.25x50
	VHP Ultra Roof Underlay (heavy weight)	1.45 x 34.48 = 50m²	ROOFVHPULTRA
NEW SIZE	VHP Strong Roof Underlay (medium weight)	0.5 x 30 = 15m²	RVHPSTRONG500
	VHP Strong Roof Underlay (medium weight)	1.25 x 40 = 50m²	RVHPSTRONG1.25X50
	VHP Strong Roof Underlay (medium weight)	1.45 x 51.7 = 75m²	ROOFVHPSTRONG
NEW SIZE	VHP Strong Roof Underlay (medium weight)	3.0 x 33.33 = 100m²	RVHPSTRONG3.0x100
	VHP Value Roof Underlay (light weight)	1.25 x 40 = 50m²	RVHPVALUE1.25X50
	VHP Value Roof Underlay (light weight)	1.25 x 80 = 100m²	RVHPVALUE1.25X100
	VHP Value Roof Underlay (light weight)	1.5 x 66.6 = 100m²	ROOFVHPVALUE

White-Faced Foil

Composite underlay for commercial & industrial interiors

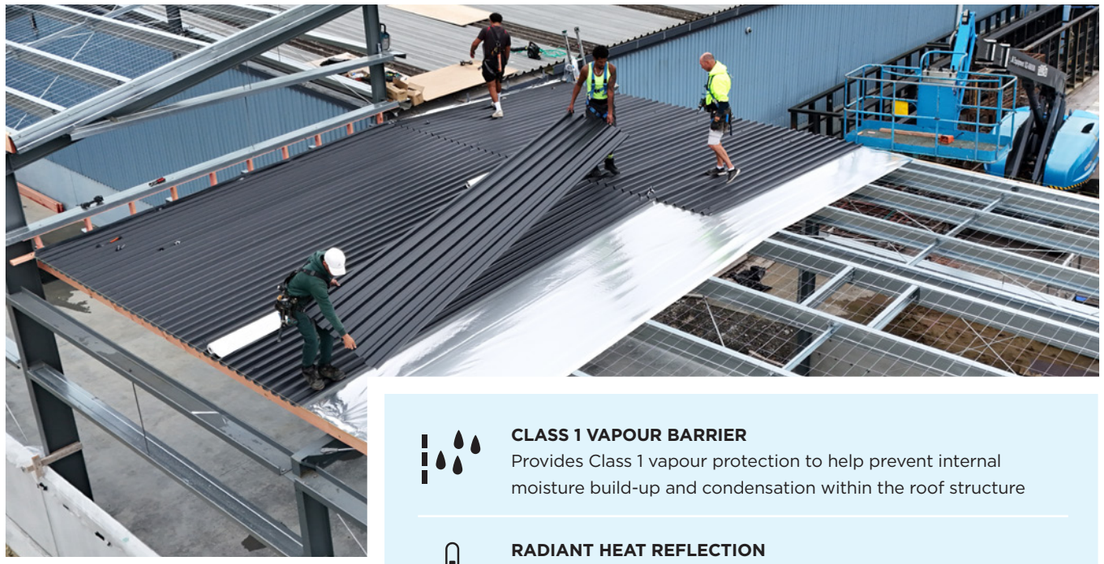

CLASS 1 VAPOUR BARRIER
Provides Class 1 vapour protection to help prevent internal moisture build-up and condensation within the roof structure

RADIANT HEAT REFLECTION
The reflective foil surface reduces radiant heat transfer, supporting improved thermal performance in commercial roof builds

BRIGHTER INTERIORS
The white finish enhances light reflectivity inside warehouses, workshops and industrial spaces – reducing the need for additional lighting and improving overall presentation

COMMERCIAL-GRADE DURABILITY
Synthetic composite construction designed to perform in demanding roofing applications

Masons White-Faced Foil is a high-performance synthetic and aluminium composite underlay designed for commercial and industrial buildings where vapour control and a clean internal finish matter.

Installed with the white reflective surface facing the interior, it delivers reliable moisture protection while creating a brighter, more professional internal environment.

Description	Size	Masons Code
White-Faced Foil Roll	1.35m x 56m=75.6m^2	FOIL1.35MX75

TYPICAL APPLICATIONS

Warehouses, workshops, industrial buildings, commercial sheds and agricultural buildings.

Anywhere a vapour barrier is required and the underside of the roof remains visible.

Roof Boot Flashings

Weathertight flashings between the service pipe and roof

Masons Roof Boot flashings provide a durable, flexible and weathertight seal between service pipes and roofing materials – protecting the building envelope.

Made from high-performance EPDM rubber, these flashings flex with movement and maintain a tight seal over time.



WEATHERTIGHT PERFORMANCE
Creates a secure seal between pipe and roof cladding to help prevent leaks around penetrations

EASY TO INSTALL
Flexible base moulds to roof profiles for a fast, easy installation on metal roofing

HIGH PERFORMANCE EPDM RUBBER
Suitable for NZ's varied climate and demanding roof environments

ALSO FOR FLASHING PIPES OWN HORIZONTAL CLADDING

Description	Pipe Size (mm)	Base Size (mm)	Masons Code
Roof Boot Flshg 0-20mm Blk EPDM	0-20	57x57	RBFBE 0-20MM
Roof Boot Flshg 0-35mm Blk EPDM	0-35	100x100	RBFBE 0-35MM
Roof Boot Flshg 110-170mm Blk EPDM	110-170	283x283	RBFBE 110-170MM
Roof Boot Flshg 130-230mm Blk EPDM	130-230	305x305	RBFBE 130-230mm
Roof Boot Flshg 160-220mm Blk EPDM	160-220	360x360	RBFBE 160-220MM
Roof Boot Flshg 160-300mm Blk EPDM	160-300	445x445	RBFBE 160-300MM
Roof Boot Flshg 5-120mm Blk EPDM	5-120	215x215	RBFBE 5-120MM
Roof Boot Flshg 5-55mm Blk EPDM	5-55	135x135	RBFBE 5-55MM
Roof Boot Flshg 50-70mm Blk EPDM	50-70	175x175	RBFBE 50-70MM
Roof Boot Flshg 0-35mm Blk EPDM Cble Nipples	0-35	92x92	RBFBECN 0-35MM
Roof Boot Flshg 20-70mm Blk EPDM Retro Fit	20-70	160x160	RBFBERF 20-70MM

TYPICAL APPLICATIONS

Metal roofing penetrations, round and square service pipes, retrofit applications and horizontal cladding pipe flashings.

BrickTies

Heavy Duty Earthquake



Hot Dipped Galvanised (Blue Lid) **Stainless Steel** (Black Lid)

Complies to AS/NZS2699.1.2000.

APPLICATIONS

- Used to tie any masonry veneer to a structural frame
- Suitable for Dry and Wet Bed applications

PHYSICAL PROPERTIES

- Heavy Duty (EH) Earthquake or Medium Duty Economy Pack
- Tie sizes: 90mm, 110mm, 135mm
- Hot dipped Galvanised and 316 Stainless Steel

Hot Dipped Galvanised & Stainless Steel BrickTies in Square Buckets

The following is to be used as a guide only

Horizontal	Vertical
400mm	500mm
450mm	450mm
600mm	400mm

Approx. 5 BrickTies per m².
100 ties per 1000 bricks

Product Code	Description	Building Zone	Qty
TIE90HD250	90mm Hot Dipped Galvanised	Normal	250
TIE90HDBAG500	90mm Hot Dipped Galvanised 540 screws	Normal	500
TIE90SS250	90mm Stainless Steel	Sea Spray	250
TIE110HD250	110mm Long Hot Dipped Galvanised	Normal	250
TIE110SS250	110mm Long Stainless Steel	Sea Spray	250
TIE135HD250	135mm Hot Dipped Galvanised	Normal	250
TIE135SS250	135mm Stainless Steel	Sea Spray	250

Q-Ties™

Medium Duty

A specified Type B veneer tie for commercial or multi-story residential builds. Manufactured from 5mm diameter 316 stainless steel wire with mechanical keying into the mortar and water shed features. Slot and holes in base bracket allow placement adjustment.

- 316 Stainless Steel
- Provides a mechanical link between veneer and the frame or support structure.
- Available in 2 x sizes: 95mm and 115mm (overall)
- Complies to AS/NZS2699.1.2000
- Medium Duty
- Approx. 5-7 brick ties per m²*

**Your facade/structural engineer will confirm the number required per m² of brick course.*

Description	Quantity	Product Code
Q Tie 95mm SS, bucket, no screws	250	QTIE95SS
Q Tie 115mm SS, bucket, no screws	250	QTIE115SS
MTIE screw, 50mm SS, bag	250	MTIESCREWSS50

T-Ties

A specified Type B veneer tie system for externally insulated commercial or multi-storey residential builds. Manufactured from SS316 stainless steel with an adjustable multi-bracket and T-tie wire for reliable structural connection and movement control.

- SS316 Stainless Steel – durable and corrosion resistant
- Mechanical link between veneer and frame
- Allows movement to reduce cracking risk
- Adjustable system for 25–150mm insulation builds
- Complies to AS/NZS 2699.1 (Medium Duty)

Description	Quantity	Product Code
TTIE SS MULTI BRACK 120-150MM & 105MM TIE	250	TTIE105SSMULT120-150
TTIE SS MULTI BRACK 25-50MM & 105MM TIE	250	TTIE105SSMULT25-50
TTIE SS MULTI BRACK 70-100MM & 105MM TIE	250	TTIE105SSMULT70-100
TTIE SS MULTI BRACK 120-150MM & 135MM TIE	250	TTIE135SSMULT120-150
TTIE SS MULTI BRACK 25-50MM & 135MM TIE	250	TTIE135SSMULT25-50
TTIE SS MULTI BRACK 70-100MM & 135MM TIE	250	TTIE135SSMULT70-100
TTIE SS MULTI BRACK 120-150 & 85MM TIE	250	TTIE85SSMULT120-150
TTIE SS MULTI BRACK 25-50MM & 85MM TIE	250	TTIE85SSMULT25-50
TTIE SS MULTI BRACK 170-100MM & 85MM TIE	250	TTIE85SSMULT70-100

Brick and Blocklock

Masonry Reinforcing



BRICK AND BLOCKLOCK

Straight Assists in crack prevention on bricks of blocks that are laid in stacked bond. Or when there is only a small row of bricks less then 800mm. Masons recommended to install Bricklock every **6th** course.

BRICKLOCK

Corner Assists in crack prevention on external corners. Masons recommended to install a Bricklock corner every **6th** course.

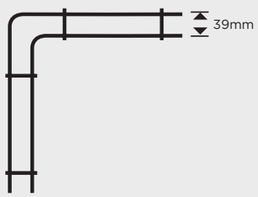

Masons Bricklock and Blocklock products have been developed to strengthen brick and block veneer walls.

An excellent product for areas that are prone to cracking or movement. Made from 4mm thick galvanised or stainless steel rods.

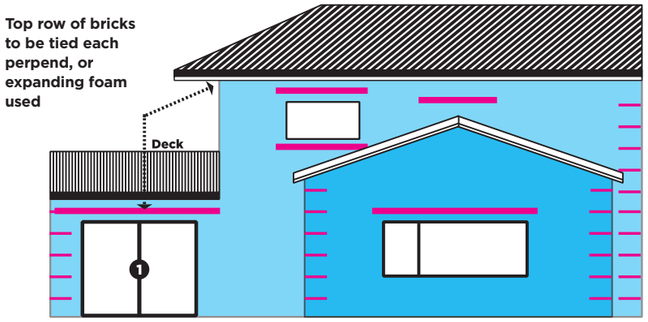

Bricklock Corners every 6th course alternate opposing corners

APPLICATIONS

When specifying or installing Bricklock, a common sense approach to where the product is installed must be used. Typically every 6th course.

Most common areas to use the reinforcing are: above all windows and to all external corners.

Other vulnerable areas are: where there is a gap smaller than 800mm, for example, a window near a deck, where a window meets a roof top or roof top gable meets a soffit. Close up Bricklock spacing to every 6th course in these areas.

Disclaimer - 'Bricklock' is designed to add strength to the brick veneer and is over and above normal Building Code for brick veneer construction. At no stage do Masons guarantee that it will completely stop any possible cracking in the veneer.

Description	Qty	Masons Code
Bricklock 49mm Corner 26.5cm - SS	10	BRICKLOCK CNR SS
Bricklock 49mm Corner 26.5cm - Galv	10	BRICKLOCK CNRGAL
Bricklock Straight 4.0mm 2m - SS	10	BRICKLOCK STR SS
Bricklock Straight 4mmx50x700mm - Galv	10	BRICKLOCK STRGAL
Bricklock Drop 4mmx50x700mm - Galv	10	BRICKLOCK DRPGAL
Bricklock Drop 4mmx50x700mm - SS	10	BRICKLOCKDROPSS
Blocklock Straight 4mm 140mm x 2m - SS	10	BLOCKLOKSSSTR2M
Blocklock Straight 4mm 140mm x 2m - Galv	10	BLOCKLOKGALSTR2M
Bricktor 70mm x 46 metres - Galv	10	BRICK TOR
Stack bond rod, 4mmx2m - Galv	10	STACK BOND GALV
Stack bond straight wire 2.5x2m - SS	10	STACK BOND SS
Masons cavity tie, rectangular - Galv	10	CAVITY TIE GALV
Masons cavity tie, rectangular - SS	10	CAVITY TIE SS
Stack bond wire 4mm x 2m - SS	10	STACKBONDSS4MMX2M

PrimeTherm ERS PIR board

Rigid Insulation Solutions for Superior Thermal Performance

PrimeTherm ERS PIR Insulation Board delivers high-performance thermal efficiency in a rigid, lightweight board designed for modern construction.

Manufactured from polyisocyanurate (PIR), PrimeTherm ERS offers outstanding insulation with minimal thickness, achieving higher R-Values often without the need of increasing structure depth just to accommodate the insulation. The closed-cell structure provides excellent moisture resistance, compressive strength, and long-term dimensional stability, ensuring reliable performance across all building types.

Suitable for roof, ceiling, wall, and concrete floor applications, PrimeTherm ERS helps meet and exceed NZ Building Code Clause H1 requirements for warmer, drier, and more energy-efficient buildings.

Easy to install, the PrimeTherm ERS range combines strength, efficiency, and sustainability, giving building designers and builders confidence with their projects.

INSULATION

PIR (Polyisocyanurate) insulation boards are widely recognised as a premium choice for thermal performance, offering unmatched efficiency and reliability in a variety of construction applications. Their closed-cell structure provides excellent thermal resistance ensuring long-lasting performance. The high-quality characteristics of PIR has earned it a strong reputation among architects, builders, and engineers worldwide as a dependable and high-performance insulation solution.

EXCEPTIONAL MOISTURE RESISTANCE

PIR insulation boards feature a closed-cell structure that resists water absorption, maintaining thermal performance even in damp or humid conditions. This moisture resistance reduces the risk of mould, degradation, and structural issues, providing long-term durability and reliable insulation.

Clause H1, NZBC

In line with the New Zealand Building Code, Clause H1 was updated and came into effect on 1st May 2023. Post updates have been made since, however, this update represents the most significant revision to energy efficiency requirements in over a decade. Its primary goal is to make new buildings warmer, drier, and healthier, while also reducing the energy and environmental impact associated with heating.

Clause H1 governs the energy efficiency of buildings, setting requirements for insulation in walls, floors, and ceilings, as well as the thermal performance of windows and doors. The 2023 changes introduced substantial increases in minimum R-Values across the building envelope, reflecting a stronger emphasis on overall thermal performance.

With this increase, larger structural members are likely to be required to accommodate the insulation depth, increasing the cost of the build. PrimeTherm ERS PIR Board has a wide range of solutions with minimal thickness and a high R-Value allowing you to keep structural members at a minimum.

MAP OF NEW ZEALAND CLIMATE ZONES

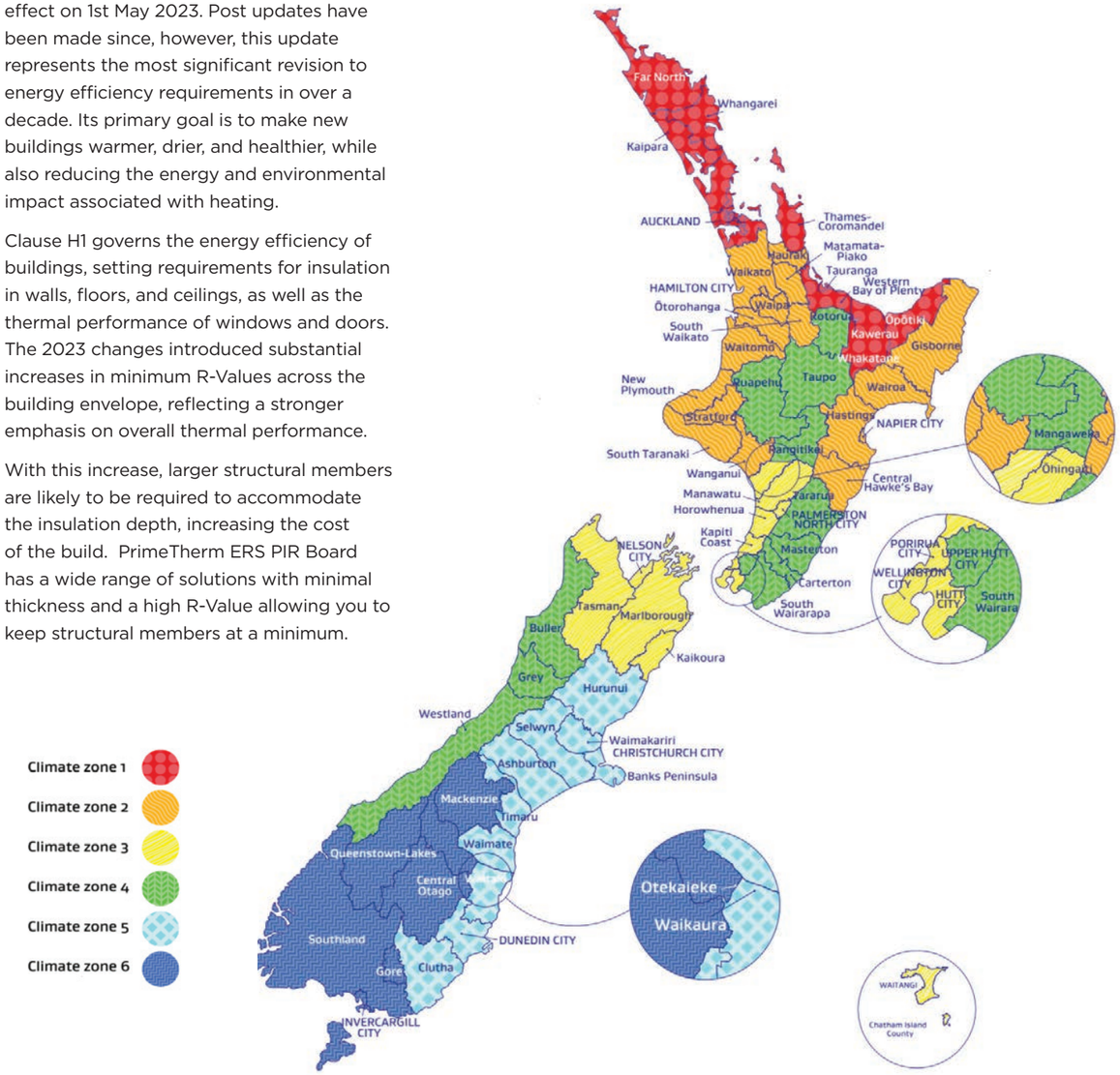

Building element	Climate zone					
	1	2	3	4	5	6
Roof	R6.6					
Windows	R0.46				R0.50	
Wall	R2.0			R2.0		
Slab-on-ground floors	R1.5		R1.5	R1.6		R1.7
Other floors	R2.5		R2.8	R3.0		

PrimeTherm ERS PIR board



PrimeTherm ERS is Polyisocyanurate Rigid Insulation Foam commonly called PIR Board. It has a high thermal resistance for its relative thickness.

Available in three facing options: Aluminium Foil, Glass Fibre (Mortar Paper) or Un-Faced, (sometimes called Lamination Board or Raw).

PIR board is available in various densities and with differing levels of fire retardancy (FR).

B2 Grade has a moderate to low FR. The choice of facing makes a considerable difference in resisting flame. B2 grade is widely used in New Zealand offering the best compromise between R-Values and FR.

B1 Grade (available by indent order) has higher FR. R-Values may be reduced due to density and FR additives.

PrimeTherm ERS PIR board has many high-performance insulation applications in buildings including under slab, slab edge, warm roof and ceilings. Also, insulating masonry, both in and out wall frame insulation and proprietary cladding systems.

Warranty	15 years
Durability	15-50 years minimum - When installed in accordance with Masons installation instructions, specific uses and building application.

FIRE CLASSIFICATION

Core classification: GB 8624-2012 B2 (normal flammability). Approximate EN 13501-1 equivalence: Class E. In NZ, this equates to a Group 3–4 material. Boards must be concealed behind Group-rated linings (e.g. plasterboard Group 1-S, fibre-cement) for interior use. Not permitted as exposed linings.

PrimeTherm ERS Aluminum foil facer tested to AS/NZS 1530.3.1999 Ignite-ability, Flame propagation and heat release Index's - 0. Smoke developed index - 1

WVTR (WATER VAPOUR TRANSMISSION RATE)

Aluminum Foil Faced PIR board is not permeable to water vapour. Glass Fibre and Un-Faced PIR board are permeable. Ability to transfer water vapour is limited. WVTR circa 350 (μp/m².s).

DIMENSIONAL STABILITY

Less than 1% change at tested temperatures and RH.

DCCN120IP 20V CORDLESS INSULATION NAILER

- A clean, safe, and highly productive fastening gun.
- Designed for securing rigid insulation panel, such as PIR boards, to concrete and masonry substrates.
- Equipped with high-capacity battery. A single full charge enables at least 800 continuous firings. Removes the need for expensive gas cells and cumbersome pneumatic hoses.
- 120 Joules of driving force driven by a brushless motor.
- Suitable for a large commercial site or a residential build.

MECHANICAL PROPERTIES & THERMAL PERFORMANCE – R-VALUES

This table presents declared thermal resistance values calculated in accordance with ISO 10456 and aligned with AS/NZS 4859.1 requirements. Values are based on declared thermal conductivity at 15°C and represent long-term in-service performance.

Board Thickness mm	FR Class	Sizes mm	Initial R-Value (ref only)	Declared R-Value Diffusion Tight Foil Faced	Declared R-Value Diffusion Open Glass Fibre Faced or Un-Faced	Density kg/m3	Compressive Strength KPA** Glass Fibre Faced or Un-Faced	Compressive Strength KPA** Foil Faced
10†	B2		0.45	0.38	0.32	60	158	160
20†	B2		0.90	0.76	0.64	60	158	160
22† Pre shaped slab edge	B2	2400 x 380	1.0		0.70	60	158	160
22† Pre shaped slab edge	B2	2400 x 300	1.0		0.70	60	158	160
22† Pre shaped slab edge	B2	2400 x 270	1.0		0.70	60	158	160
25	B2	2400 x 1200	1.10	0.96	0.80	60	158	160
30	B2		1.35	1.15	0.96	60	158	160
40†	B2	2400 x 1200	1.80	1.50	1.25	44	158	160
50	B2	2400 x 1200	2.25	1.90	1.60	44	158	160
80	B2	2400 x 1200	3.60	3.05	2.55	42	158	160
90	B2	2400 x 1200	4.05	3.45	2.90	42	158	160
90	B2	2700 x 500	4.05	3.45	2.90	42	158	160
100	B2	2400 x 1200	4.50	3.80	3.20	41	158	160
120	B2	2400 x 1200	5.45	4.60	3.85	40	158	160
140†	B2	2400 x 1200	6.35	5.35	4.50	40	158	160
150†	B2		6.80	5.75	4.80	40	158	160

NB: Board sizes and thickness other than shown are available for indent order. Other combinations of facings and or FR grades are available for Indent order. Check with your Masons representative.

* **What is the Declared R-Value?** R-Value is a measure of thermal resistance. Building designers should use the Declared R-Value in building design for an accurate thermal modelling of the building performance over time. ***Insist your PIR board supplier is supplying the Declared R-Value in accordance with EN 13165 and / or AS/NZS4859.1:2018 Section 4 Clause 4.2.***

• Declared values are based on aged thermal conductivity (λ50/90) determined using the statistical method of ISO 10456, with ageing increments applied in accordance with EN 13165:2012 (Amd 2:2016).

• In accordance with AS/NZS 4859.1 Clause 2.3.3.6, the highest thermal conductivity within the product group (25mm product) has been adopted for interpolation to ensure conservative declared values.

• † Values marked are extrapolated by Masons NZ Ltd using the same interpolation methodology.

• Initial R-Values use λ = 0.022 W/m·K and are provided for reference only (non-compliance values) are post production as advised by the manufacturers data sheet.

** Compressive strength - based on samples tested. Manufactured compressive strength may be greater for a given thickness or facing. Check with Masons.

PIR BOARD FIXINGS

A

Use	Masons code	Central hole / outside diameter	Washer diameter	Description	Quantity
WOOD FIXING WASHER ONLY Polypropylene multi purpose washer with cap	PB-NF46191PGIALLO	6 mm/60 mm	60mm	Easier 60mmØ washer with 6mmØ hole	100pcs
	PB-NF46190PGRIGIO	8 mm/60 mm	60mm	Easier 60mmØ washer with 8mmØ hole	100pcs

B

Use	Masons code	Screw diameter / length	Min. Anchoring depth	Maximum PIR thickness to be fixed	Head external diameter	Description	Quantity
WOOD FIXING WASHER & SCREW Polypropylene multi purpose washer and cap with screw	PB-NF46162	M6 x 100mm	30mm	70mm	60mm	Pp anchor w/cert screw for wood	100pcs
	PB-NF46163	M6 x 120mm	30mm	90mm	60mm	Pp anchor w/cert screw for wood 60x120	100pcs
	PB-NF46164	M6 x140mm	30mm	110mm	60mm	Pp anchor w/cert wood 60x140mm	100pcs
	PB-NF46165	M6 x 160mmx	30mm	130mm	60mm	Pp anchor w/cert wood 60x160	100pcs

C

Use	Masons code	Screw diameter / Length	PIR board thickness Flush washer	PIR board thickness with washer counter sunk 20mm into the board	Head external diameter	Installation method	Description	Quantity
MASONRY FIXING Polypropylene washer, nylon anchor and cap with screw	PB-NF46801A	8 x 100mm	60mm	80mm	60mm	Drill hole, insert anchor & screw to expand both with hammer and screw	100mm wall anchor 8mm	100pcs
	PB-NF46802A	8 x 120mm	80mm	100mm	60mm	Drill hole, insert anchor & screw to expand both with hammer and screw	120mm wall anchor 8mm	100pcs
	PB-NF46803A	8 x 135mm	Min. 40 of embedment depth required	120mm	60mm	Drill hole, insert anchor & screw to expand both with hammer and screw	135mm wall anchor 8mm	100pcs

D

Use	Masons code	Diameter	Thickness	Description	Quantity
Multi Purpose Galvalume steel load spreading washer for PIR board	PB-STEELPLATE	71mm	0.6mm	Galvanised steel plate 71mm x 0.6 x 4mm	500pcs

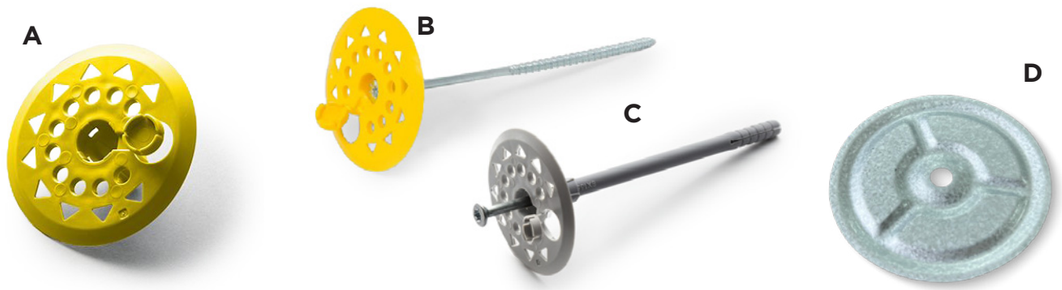

PrimeTherm ERS SlabTherm

Concrete Underslab Insulation

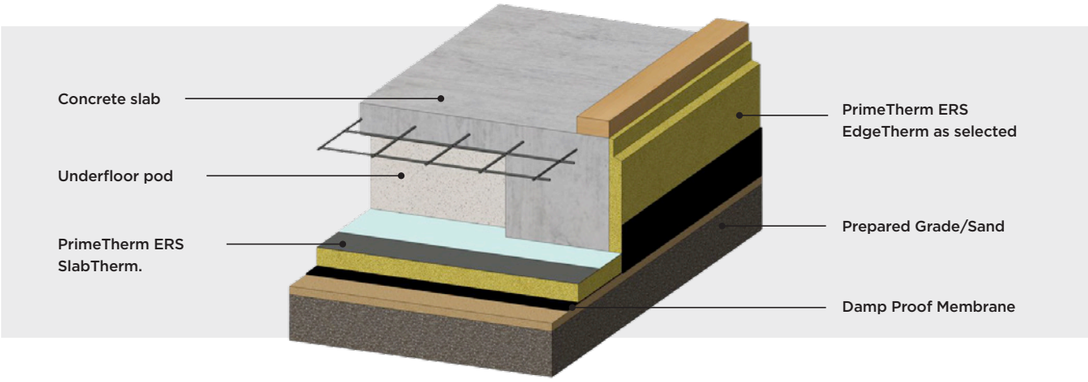

THE PRODUCT

PrimeTherm ERS SlabTherm combines strength and efficiency, in one advanced insulation solution. Designed for residential and commercial concrete slab applications in New Zealand conditions, increasing thermal performance by protecting the concrete slab from heat-loss. Improves energy efficiency to decrease heating and cooling costs over the life of the building, reducing the need for in-slab heating. SlabTherm ensures comfort by contributing to a warm, dry and healthy space.

Combined with PrimeTherm ERS EdgeTherm, the R-Value of a 100m² floor slab with an area / perimeter ratio of 2.5, and subject to project specific detailing, should well exceed the minimum R-Values required for Climate Zones 1-6.

1. THERMAL BREAK FROM GROUND

- Reduces heat loss into the ground.
- Helps meet NZ Building Code H1 requirements.

2. LONG-TERM DURABILITY

- Rot-proof and chemically stable—PIR will not degrade over time when properly installed.
- Low maintenance and high performance over the life of the building.
- Maintains insulation performance over time.

3. IMPROVES INDOOR COMFORT

- Prevents cold floors and improves internal temperature stability.
- Especially beneficial for ground-floor commercial spaces, offices, and public facilities.

PRODUCT SELECTION:

Refer to page 4 of this document.

N.B. These applications are intended as an overview; exact technical details are provided in the Design and Installation Guide.

PrimeTherm ERS EdgeTherm

Concrete Slab Edge Insulation

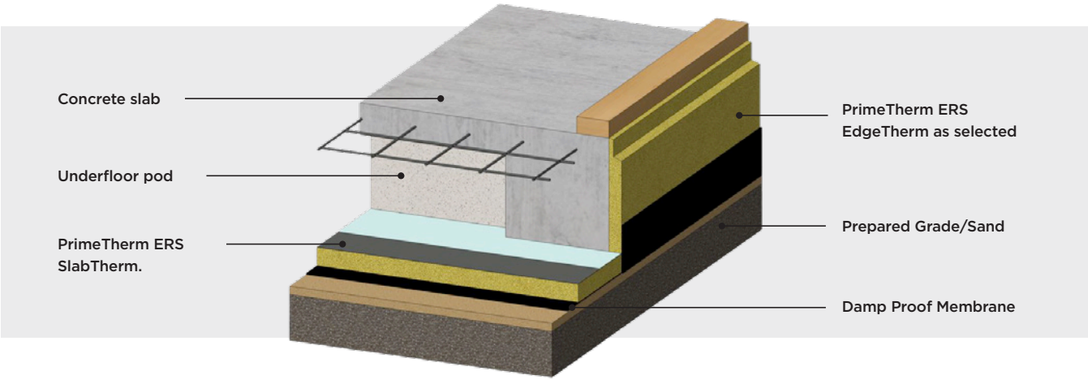

THE PRODUCT

PrimeTherm ERS EdgeTherm is designed for New Zealand conditions, increasing thermal performance by protecting the concrete slab from heat-loss. Improves energy efficiency to decrease heating and cooling costs over the life of the building, reducing the need for in-slab heating. EdgeTherm ensures comfort by contributing to a warm, dry and healthy space. It is presented as a post pour option and comes with a glass fibre finish ready for plastering.

Combined with PrimeTherm ERS SlabTherm 50mm, the R-Value of a 100m² floor slab with an area / perimeter ratio of 2.5, and subject to project specific detailing, should well exceed the minimum R-Values required for Climate Zones 1-6.

In keeping with the PIR Board industry in NZ and common available slab edge design calculators, Masons suggests using an input value of R 1.0 for Masons Slab Edge.

ADDITIONAL COMPONENTS

Soudal Gorilla Grab Adhesive

1. THERMAL EFFICIENCY

- Reduces heat loss through the edges of the concrete slab.
- Helps meet NZ Building Code H1 requirements.
- Contributes to a healthier, drier indoor space.

2. EASE OF INSTALLATION

- Lightweight and easy to handle.

3. DURABILITY & PERFORMANCE

- Rot-proof and chemically stable – PIR will not degrade over time when properly installed.
- Low maintenance and high performance over the life of the building.

4. IMPROVES INDOOR COMFORT

- Helps prevent cold floors and improves internal temperature stability.

PRODUCT SELECTION:

Refer to page 4 of this document.

N.B. These applications are intended as an overview; exact technical details are provided in the Design and Installation Guide.

PrimeTherm ERS WarmCeiling

Warm Ceiling Insulation

THE PRODUCT

PrimeTherm ERS WarmCeiling is designed for New Zealand's unique climate and delivers exceptional thermal performance keeping interiors warm in winter and cool in summer. WarmCeiling provides an effective thermal barrier, improving energy efficiency.

This will decrease heating and cooling costs over the life of the building ensuring comfort by contributing to a warm, dry and healthy environment. Lightweight and easy to install, it fits neatly between rafters and ceiling joists and is ideal for new builds, renovations and retrofits.

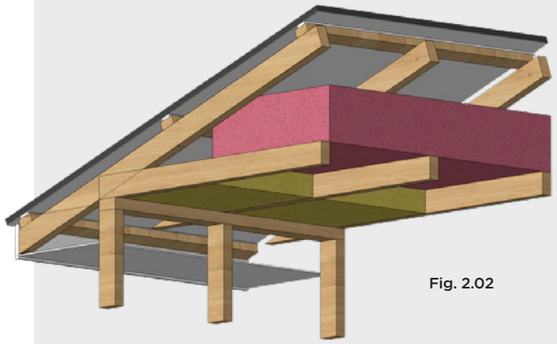

Fig. 2.02

ROOF PERIMETER INSULATION

- 90mm thick PIR installed between bottom chords or ceiling joists should exceed the requirements of R3.3, subject to project specific detailing, for 500mm wide perimeter insulation reducing the need for compressing the insulation around the perimeter.

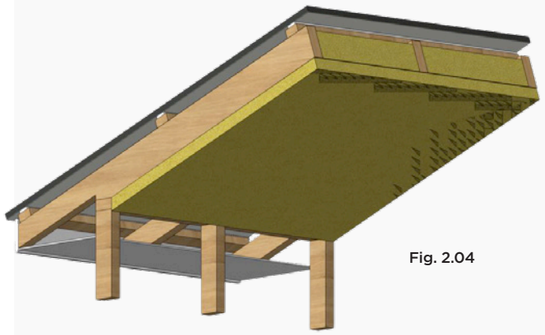

Fig. 2.04

SKILLION ROOF EXAMPLES

- Ceiling battens over PrimeTherm ERS WarmCeiling insulation providing thermal break to rafters with WarmCeiling insulation between.
- Ceiling battens over PrimeTherm ERS WarmCeiling insulation providing thermal break to rafters with loft insulation between.
- Each design option is likely to exceed a construction R-Value of R6.6 and will vary depending on project specific factors assessed in detail by the designer by carrying out a calculated analysis of the roof build up.

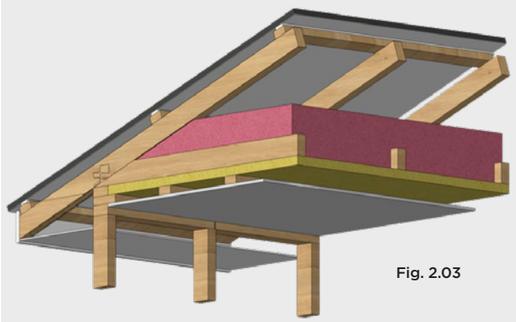

Fig. 2.03

TRUSSED ROOFS – EXAMPLES

- Ceiling battens over PrimeTherm ERS WarmCeiling insulation providing thermal break to bottom chord with loft insulation between.
- Ceiling battens over PrimeTherm ERS WarmCeiling insulation providing thermal break to bottom chord with PIR insulation between.
- Each design option is likely to exceed a construction R-Value of R6.6 and will vary depending on project specific factors assessed in detail by the designer by carrying out a calculated analysis of the roof build up.

THERMAL COMFORT
Year-round comfort and climate balance

DURABLE
Rot-proof and chemically stable

EASY INSTALLATION
Lightweight and easy to install

MOISTURE RESISTANT
Closed-cell structure prevents water absorption

1. THERMAL EFFICIENCY

- Reduces heat loss through the ceiling.
- Helps meet NZ Building Code H1 requirements.
- Contributes to a healthier, warmer, drier indoor space by improving internal temperature stability.

2. EASE OF INSTALLATION

- Lightweight and easy to handle.

3. DURABILITY & PERFORMANCE

- Rot-proof and chemically stable – PIR will not degrade over time when properly installed.
- Low maintenance and high performance over the life of the building.

PRODUCT SELECTION:
Refer to page 4 of this document.

Additional components	Masons Code	Length (mm)	Width (mm)
Aluminium Tape	FOILTAPE50mmx50m	5000	50
Aluminium Tape	FOILTAPE80MMX50M	5000	80
Aluminium Tape	FOILTAPE100MMX50M	5000	100

ADDITIONAL COMPONENTS

Masons Aluminium Tape (for Aluminium faced sheets)



Soudal Gorilla Pro Expanding Foam Click & Fix

N.B. These applications are intended as an overview; exact technical details are provided in the Design and Installation Guide.

PrimeTherm ERS WarmRoof

Warm Roof Insulation

PRODUCT 15 YEARS DURABILITY

THE PRODUCT

PrimeTherm ERS WarmRoof – Discover the smarter way to insulate with PIR WarmRoof Insulation – the high performance solution for modern energy efficiency. PrimeTherm ERS WarmRoof provides superior thermal performance in a lightweight, durable board that's easy to install above your roof deck. By keeping the entire structure warm, PrimeTherm ERS WarmRoof reduces heat loss, prevents condensation and helps create a more comfortable living space all year round.

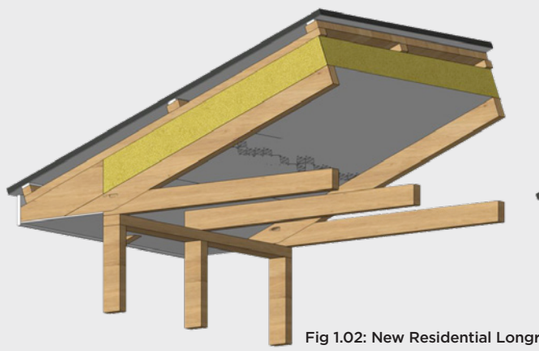

Fig 1.02: New Residential Longrun roofing – Trussed or Skillion

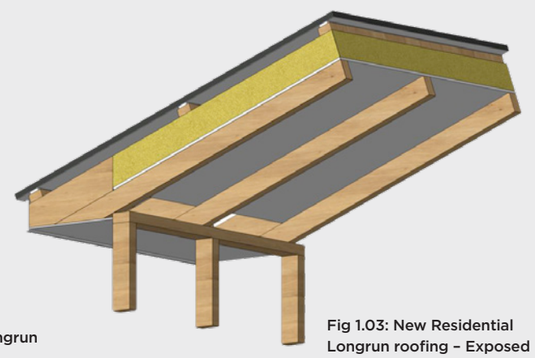

Fig 1.03: New Residential Longrun roofing – Exposed Rafter Skillion roof

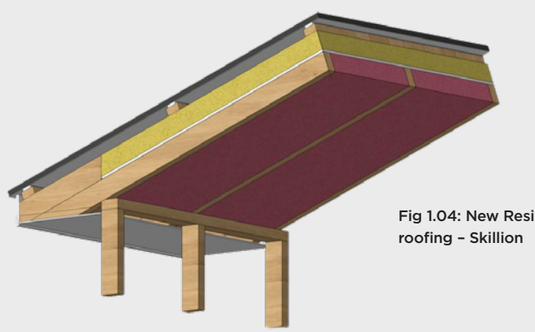

Fig 1.04: New Residential Longrun roofing – Skillion

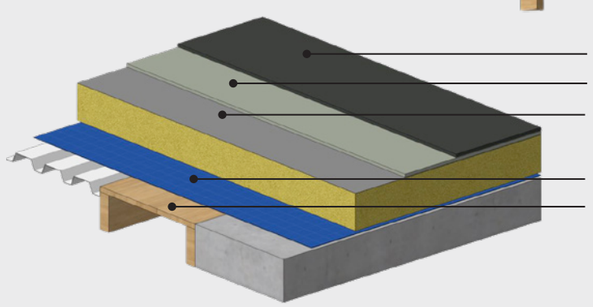

New Flat Membrane Roof

The examples provided are for illustrative purposes only. Each design option will vary depending on project specific factors and should be assessed in detail by the designer before finalising.

THERMAL COMFORT
Year-round comfort and climate balance

DURABLE
Rot-proof and chemically stable

EASY INSTALLATION
Lightweight and easy to install

MOISTURE RESISTANT
Closed-cell structure prevents water absorption

WHETHER YOU'RE RENOVATING A FLAT ROOF OR BUILDING NEW, PRIMETHERM ERS WARMROOF OFFERS:

1. SUPERIOR ENERGY EFFICIENCY

By keeping the roof structure within the insulated layer, heat loss is minimised and the building maintains a more stable indoor temperature all year round.

2. REDUCED RISK OF CONDENSATION

The warm roof system moves the dew point to the roof deckline, helping to prevent the formation of condensation that can cause dampness and long term damage.

3. COMPLIANCE AND SUSTAINABILITY

Warm roof systems help meet building regulations for thermal performance, reduce carbon emissions and improve overall building sustainability.

N.B. The use of a vapour blocker at ceiling level and, or Masons Passive Roof Ventilation system may be required according to the building type and location.

Torch-on membranes may be used where separated from PIR by a non-combustible cover board and installed in accordance with the membrane manufacturer's requirements. **Direct torching onto PIR is not permitted.**

PRODUCT SELECTION:

Refer to page 4 of this document.

Additional components	Masons Code	Length (mm)	Width (mm)
Aluminium Tape	FOILTAPE50mmx50m	5000	50
Aluminium Tape	FOILTAPE80MMX50M	5000	80
Aluminium Tape	FOILTAPE100MMX50M	5000	100

ADDITIONAL COMPONENTS

Masons Aluminium tape (for Aluminium faced sheets).



N.B. These applications are intended as an overview; exact technical details are provided in the Design and Installation Guide.

PrimeTherm ERS WarmWall MASONRY

Concrete Masonry Insulation

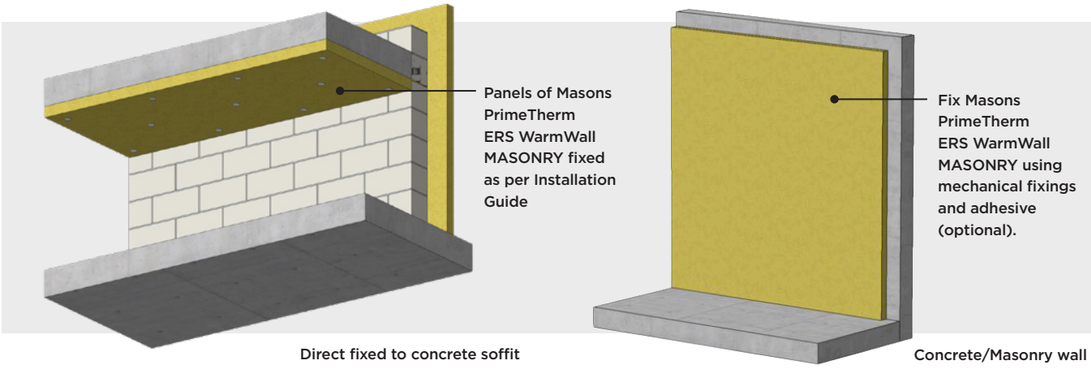

Direct fixed to concrete soffit

Concrete/Masonry wall

THE PRODUCT

PrimeTherm ERS WarmWall MASONRY is a rigid PIR insulation solution designed for insulating the internal face of concrete and masonry walls and soffits. Manufactured from closed-cell polyisocyanurate (PIR), it provides high thermal resistance in a slim profile, making it ideal for commercial, industrial and multi-residential buildings with exposed concrete or blockwork.

Installed internally, WarmWall MASONRY improves thermal performance without altering external façades, while contributing to warmer, drier and more energy-efficient buildings that meet New Zealand Building Code Clause H1 requirements.

ADDITIONAL COMPONENTS

Insulation fixings (masonry anchors with washers)

Adhesive (where specified)

Joint sealing tape (foil or flashing tape)

WHY USE WARMWALL MASONRY

HIGH THERMAL PERFORMANCE

- Reduces heat loss through concrete and masonry walls and soffits
- Helps meet NZBC H1 energy efficiency requirements
- Improves internal temperature stability in thermal mass structures

MOISTURE & CONDENSATION MANAGEMENT

- Closed-cell PIR resists moisture absorption
- Reduces condensation risk on cold internal surfaces
- Contributes to healthier internal environments

VERSATILE INTERNAL APPLICATION

- Suitable for concrete walls, blockwork and soffits
- Can be mechanically fixed, or installed as a combined system of mechanical and adhesive fixing
- Compatible with plasterboard linings where required for fire or aesthetic compliance

TYPICAL APPLICATIONS

- Commercial and industrial buildings
- Schools, community halls and public facilities
- Warehouses and storage buildings
- Office fit-outs with exposed concrete or masonry

PRODUCT SELECTION – WARMWALL MASONRY

- Available in multiple thicknesses to suit climate zone and project-specific R-Value requirements. Boards are supplied in 2400 x 1200mm sheets with thicknesses typically ranging from 25mm to 150mm.

N.B. These applications are intended as an overview; exact technical details are provided in the Design and Installation Guide.

PrimeTherm ERS WarmWall IN (In-frame)

Warm Wall Interior Insulation

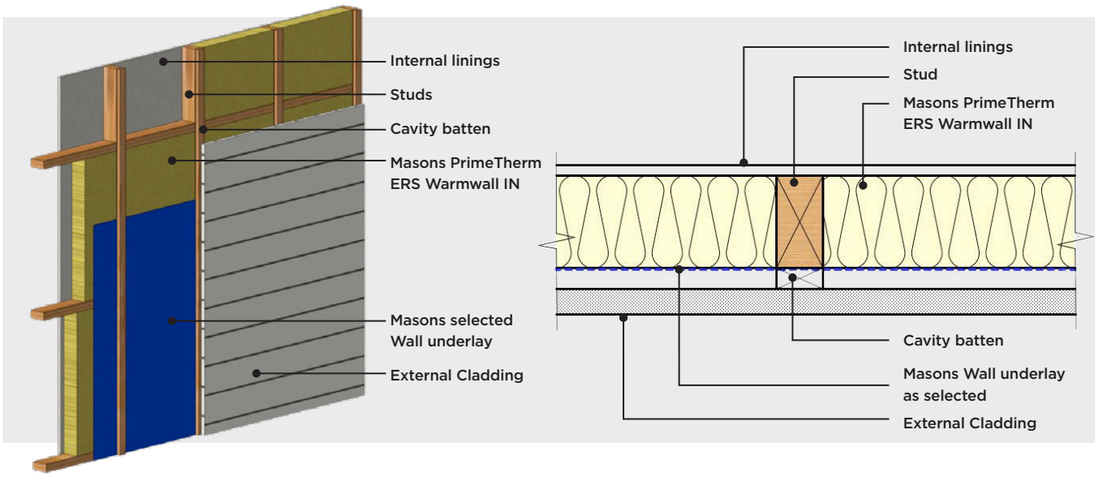

THE PRODUCT

PrimeTherm ERS WarmWall IN is a high-performance PIR insulation board designed to be installed between timber or steel wall framing members. It delivers superior thermal efficiency in a rigid, non-compressible format that maintains performance over time, even in demanding New Zealand conditions.

WarmWall IN is ideal for residential and light commercial framed wall systems, providing high R-Values with minimal wall depth and helping designers meet updated NZBC Clause H1 requirements.

ADDITIONAL COMPONENTS

Wall underlay (as selected)

Cavity battens

Foil or joint sealing tape (where required)

WHY USE WARMWALL IN

MAXIMISED R-VALUE IN LIMITED WALL DEPTH

- High thermal resistance per millimetre
- Reduces the need for deeper framing
- Ideal where space constraints exist

DIMENSIONAL STABILITY & DURABILITY

- Will not sag, slump or compress over time
- Maintains thermal performance for the life of the building
- Resistant to moisture uptake due to closed-cell structure

DESIGNED FOR NZ FRAMED WALLS

- Suitable for timber or steel framing
- Easily cut for a precise friction fit
- Compatible with standard wall underlays and internal linings

TYPICAL APPLICATIONS

- Residential external walls
- Light commercial framed buildings
- New builds and renovations
- Hybrid wall systems where internal insulation is required

PRODUCT SELECTION – WARMWALL IN

- WarmWall IN is available in a range of thicknesses to achieve required wall R-Values when installed in accordance with NZS 4246:2016.

N.B. These applications are intended as an overview; exact technical details are provided in the Design and Installation Guide.

PrimeTherm ERS WarmWall EX (Exterior)

Warm Wall Exterior Insulation

BRICK VENEER CLADDING

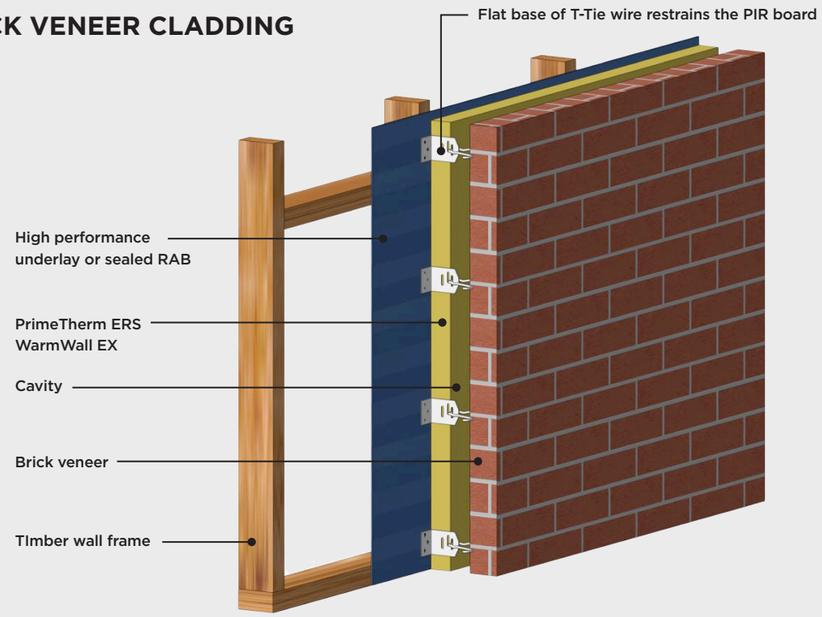

THE PRODUCT

PrimeTherm ERS WarmWall EX is a continuous external wall insulation system designed to be installed to the outside face of wall framing. Using foil-faced PIR insulation boards, WarmWall EX significantly increases wall assembly thermal performance by reducing thermal bridging through framing members.

Installed externally, WarmWall EX forms part of a high-performance wall envelope, improving energy efficiency, condensation control, and long-term building durability.

WHY USE WARMWALL EX

CONTINUOUS THERMAL BARRIER

- Minimises thermal bridging through studs
- Significantly improves overall wall construction R-Values
- Helps exceed NZBC Clause H1 requirements

MOISTURE & DEW POINT CONTROL

- Positions insulation outside the framing zone
- Helps keep the dew point safely outside structural elements
- Reduces interstitial condensation risk

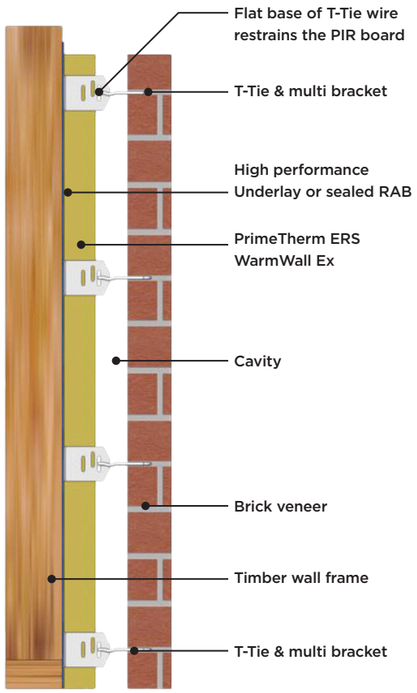

LIGHTWEIGHT CLADDING

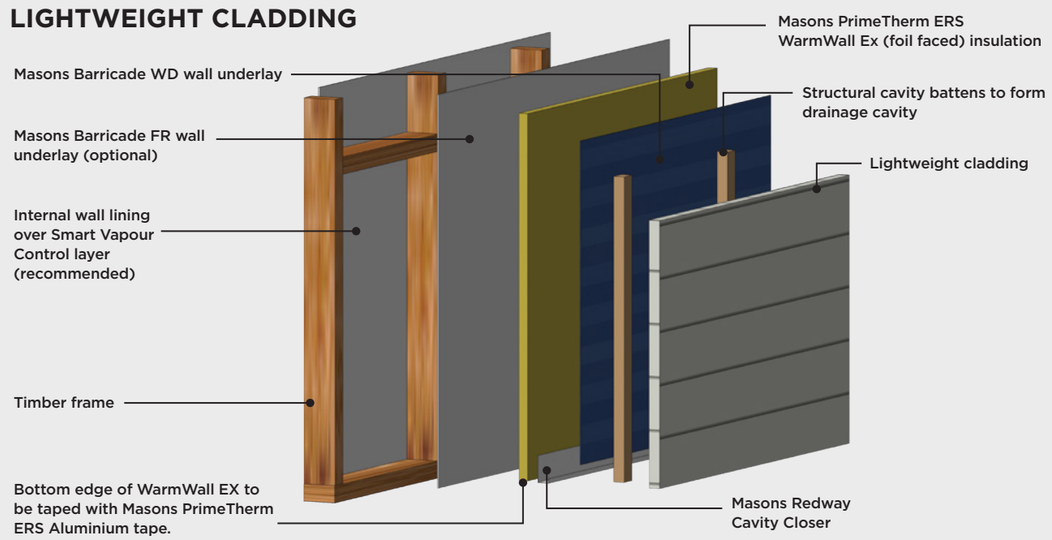

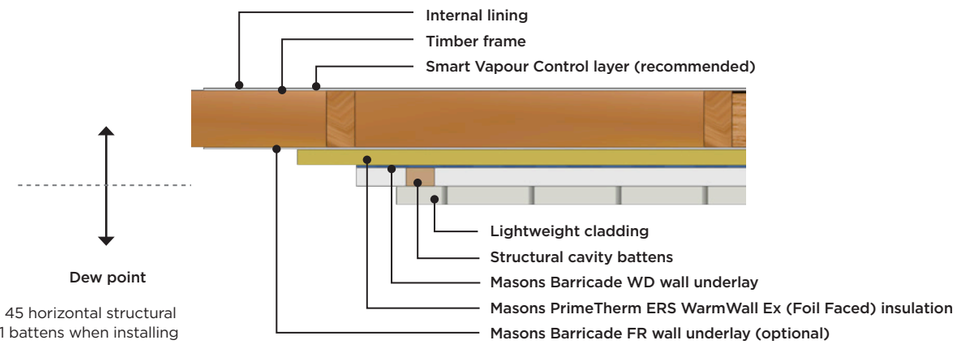

Note: Use 45 x 45 horizontal structural castellated H3.1 battens when installing vertical cladding.

ADDITIONAL COMPONENTS

Stainless steel T-ties and multi-brackets (brick veneer)

Structural cavity battens (lightweight cladding)

Temporary fixings

High-performance wall underlay or sealed RAB

VERSATILE CLADDING COMPATIBILITY

- Suitable for brick veneer and lightweight cladding systems
- Compatible with cavity battens and proprietary fixing systems
- Enables high-performance wall design without increasing internal wall thickness

TYPICAL APPLICATIONS

- Residential external walls
- Commercial and mixed-use buildings
- Brick veneer construction
- Lightweight cladding systems

PRODUCT SELECTION – WARMWALL EX

- WarmWall EX panels are supplied in 2400 x 1200mm sheets, with thicknesses typically ranging from 50mm to 120mm. System configuration varies depending on cladding type, cavity width and fixing method. Contact Masons for supply of other sizes.

N.B. These applications are intended as an overview; exact technical details are provided in the Design and Installation Guide.

PrimeTherm ERS WarmFloor – Composite Steel & Concrete

Warm Floor Insulation

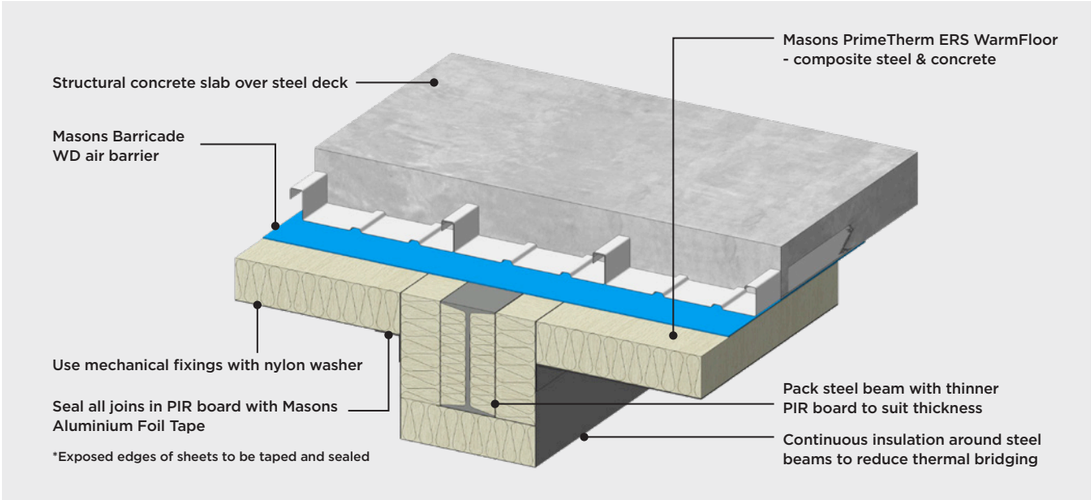

THE PRODUCT

Masons PrimeTherm ERS WarmFloor – Composite Steel & Concrete combines high thermal performance and durability in an advanced underfloor insulation solution. Designed for suspended composite steel and concrete floors in New Zealand conditions, it provides continuous thermal insulation beneath the composite steel deck floor slab, helping to reduce heat loss through the floor and improve the overall thermal performance of the building envelope.

By reducing heat loss through suspended concrete floors, it improves energy efficiency, reduces heating and cooling requirements over the life of the building, and contributes to a warmer, more comfortable and energy-efficient internal environment.

WHY USE WARMFLOOR – COMPOSITE STEEL & CONCRETE

CONTINUOUS THERMAL INSULATION

- Reduces heat loss through suspended composite steel and concrete floors.
- Provides continuous insulation beneath the composite steel deck, reducing thermal bridging through the steel deck profile.
- Available in a range of thicknesses
- Helps achieve the thermal requirements of NZBC H1 Energy Efficiency.

LONG-TERM DURABILITY

- Resistant to moisture absorption and maintains its thermal performance when correctly installed and protected.
- Does not rot or decay and requires minimal maintenance.
- Lightweight and durable.

IMPROVES INDOOR COMFORT

- Reduces heat loss through the suspended floor, contributing to warmer floor surfaces and improved indoor temperature stability.
- Helps create a more comfortable internal environment by reducing heat transfer through the floor.
- Assists in reducing the demand for supplementary heating.

PRODUCT SELECTION:

- Refer to Mechanical Properties & Thermal Resistance – R-Values on page 4 of this document.

N.B. These applications are intended as an overview; Technical Guidance details are provided in the Design and Installation Guide.

PrimeTherm ERS WarmFloor – Light Timber Frame

Warm Floor Insulation

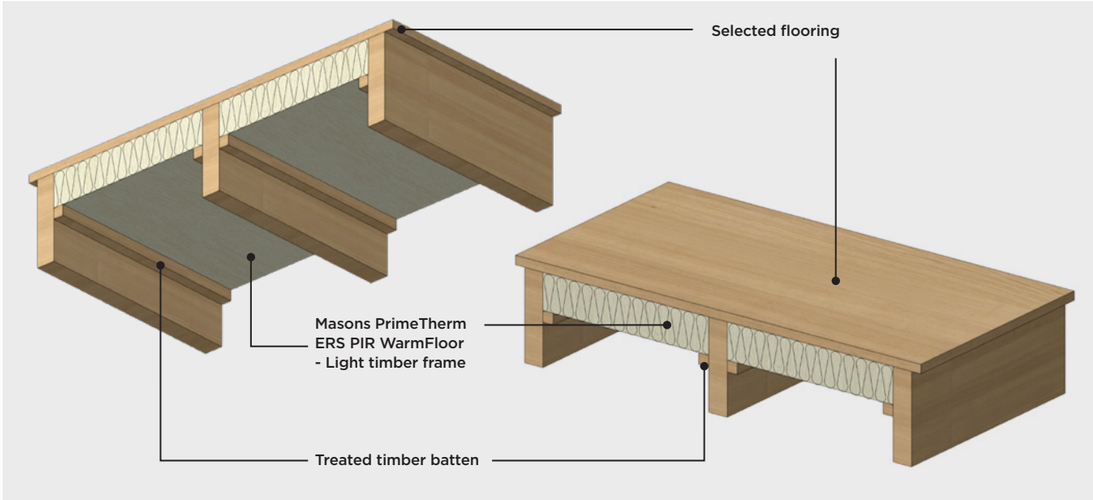

THE PRODUCT

Masons PrimeTherm ERS WarmFloor – Light Timber Frame combines high thermal performance and durability in an advanced underfloor insulation solution. Designed for suspended lightweight timber floors in New Zealand conditions, it provides thermal insulation beneath timber floor decking, helping to reduce heat loss through the floor and improve the overall thermal performance of the building envelope.

By reducing heat loss through suspended timber floors, it improves energy efficiency, reduces heating and cooling requirements over the life of the building, and contributes to a warmer, more comfortable and energy-efficient living environment.

WHY USE WARMFLOOR – LIGHT TIMBER FRAME

THERMAL PERFORMANCE FOR SUSPENDED TIMBER FLOORS

- Reduces heat loss through suspended timber floors.
- Helps meet NZ Building Code H1 requirements.
- Available in a range of thicknesses.
- Two-layer installation with staggered joints can further reduce thermal bridging.

LONG-TERM DURABILITY

- Resistant to moisture absorption and maintains its thermal performance when correctly installed and protected.
- Does not rot or decay and requires minimal maintenance.
- Lightweight and durable.

IMPROVES INDOOR COMFORT

- Reduces heat loss through the floor, contributing to warmer floor surfaces and improved indoor comfort.
- Suitable for residential and other buildings incorporating suspended lightweight timber floors.

PRODUCT SELECTION:

- Refer to Mechanical Properties & Thermal Resistance – R-Values on page 4 of this document.

N.B. These applications are intended as an overview; Technical Guidance details are provided in the Design and Installation Guide.

Need help obtaining Prime ERS PIR Board?

Contact your Masons representative for help and advice.
Alternatively contact your building materials supplier, insulation specialist, builder or plasterer for quotation and supply of Prime Therm ERS PIR Board.

MASONS

Designed Smart, Built Tough.

Visit: **mpb.co.nz**

Phone: **0800 522 533**

Email: **info@mpb.co.nz**

26438